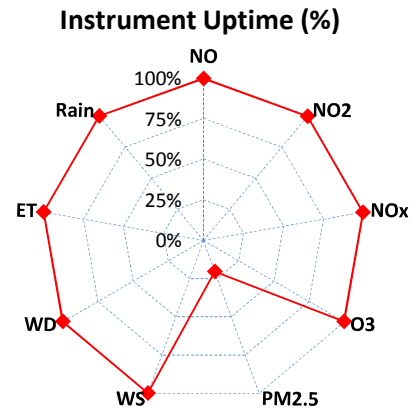
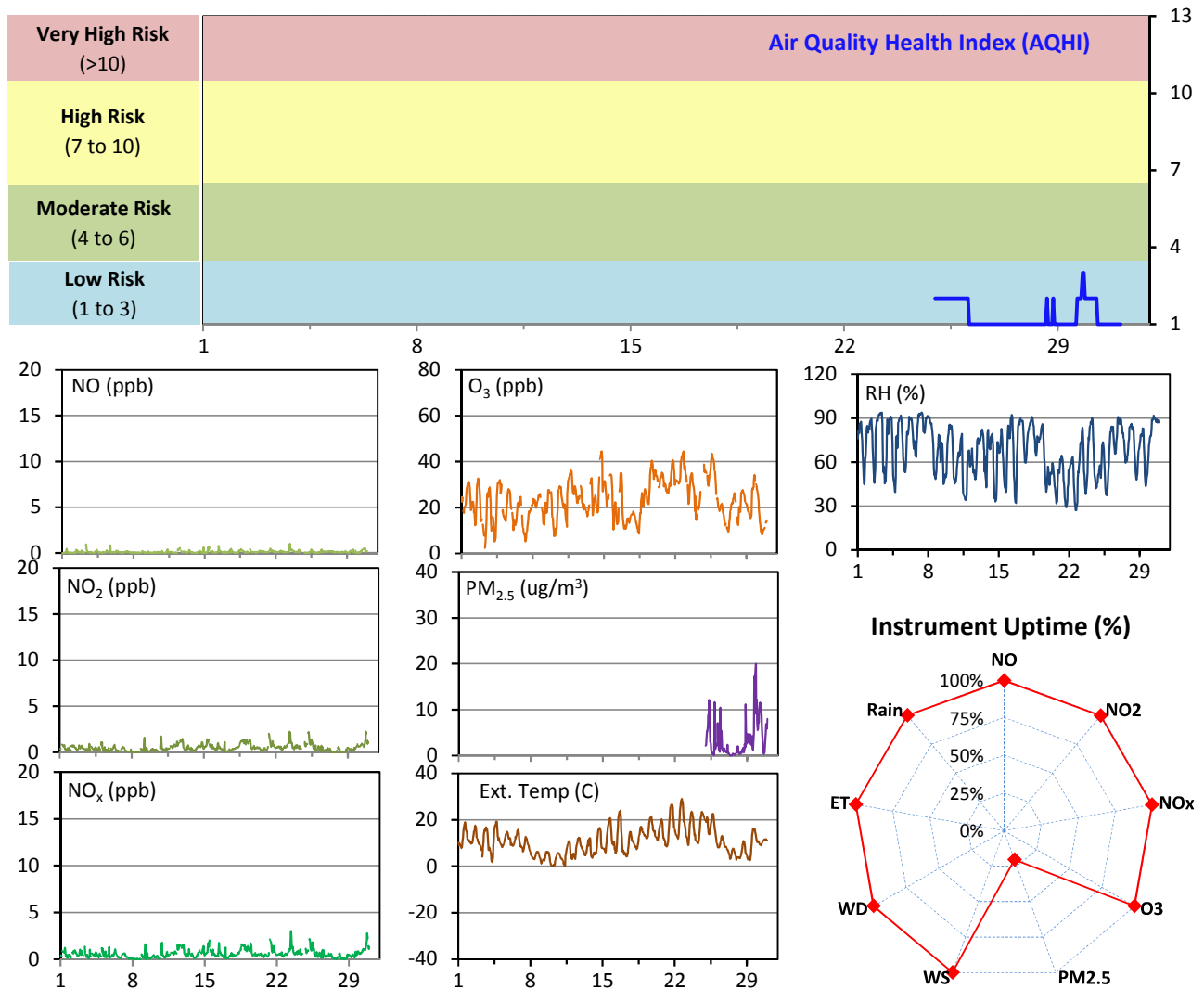


WYAMZ Meadow Lake Station - September 2014 Summary Report

Pollutants		Month Records		24-Hour Records				1-Hour Records			
Name	Conc. Unit	Avg. Conc.	Uptime	Maximum		SAAQS Objective	Exceed Days	Maximum		SAAQS Objective	Exceed Hours
				Conc.	Time			Conc.	Time		
NO	ppb	0.1	99.6%	0.2	Sep-23	-	-	1.0	Sep-23 09:00	-	-
NO ₂	ppb	0.5	99.6%	1.0	Sep-12	-	-	2.2	Sep-30 18:00	212	0
NO _x	ppb	0.6	99.6%	1.2	Sep-30	-	-	3.0	Sep-23 09:00	-	-
O ₃	ppb	23	99.9%	36	Sep-25	-	-	45	Sep-14 18:00	82	0
PM _{2.5}	ug/m3	4	20.4%	7	Sep-29	30	0	20	Sep-29 20:00	-	-

SAAQS: Saskatchewan Ambient Air Quality Standards



Monthly Update

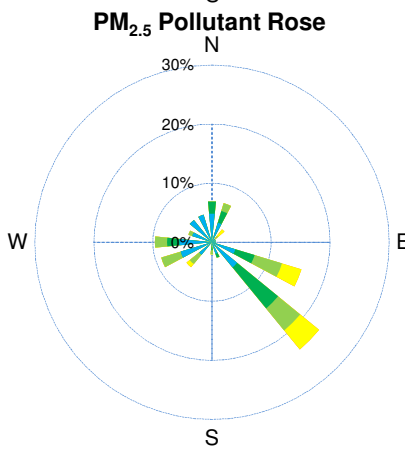
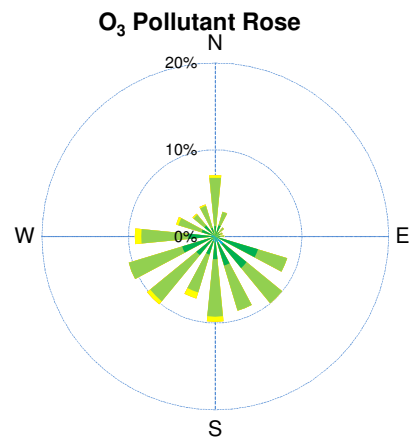
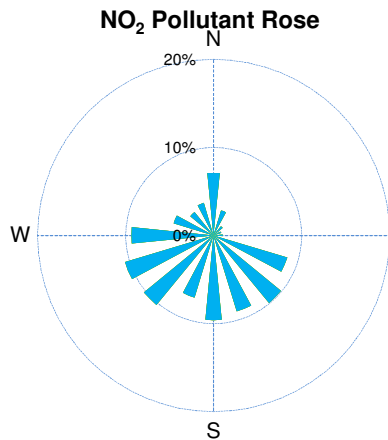
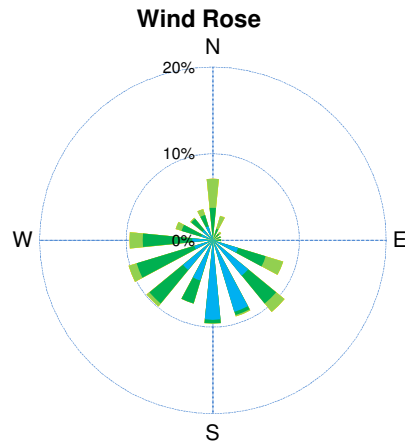
*All data has been slope, intercept, and baseline corrected. Data may change after validation process.

*All compliance parameters were within the Saskatchewan Ambient Air Quality Standards.

*All compliance parameters were greater than 90% operational, with the exception of the PM_{2.5} analyzer.

*Operational issues include: The PM_{2.5} analyzer has been malfunctioning since July 1. AMEC Technicians repaired the analyzer on Sept 24. There are 8 hours of data flagged as "maintenance" for the PM_{2.5} analyzer while repairs were made and the analyzer stabilized. 3 hours of

WYAMZ Meadow Lake Station - September 2014 Summary Report

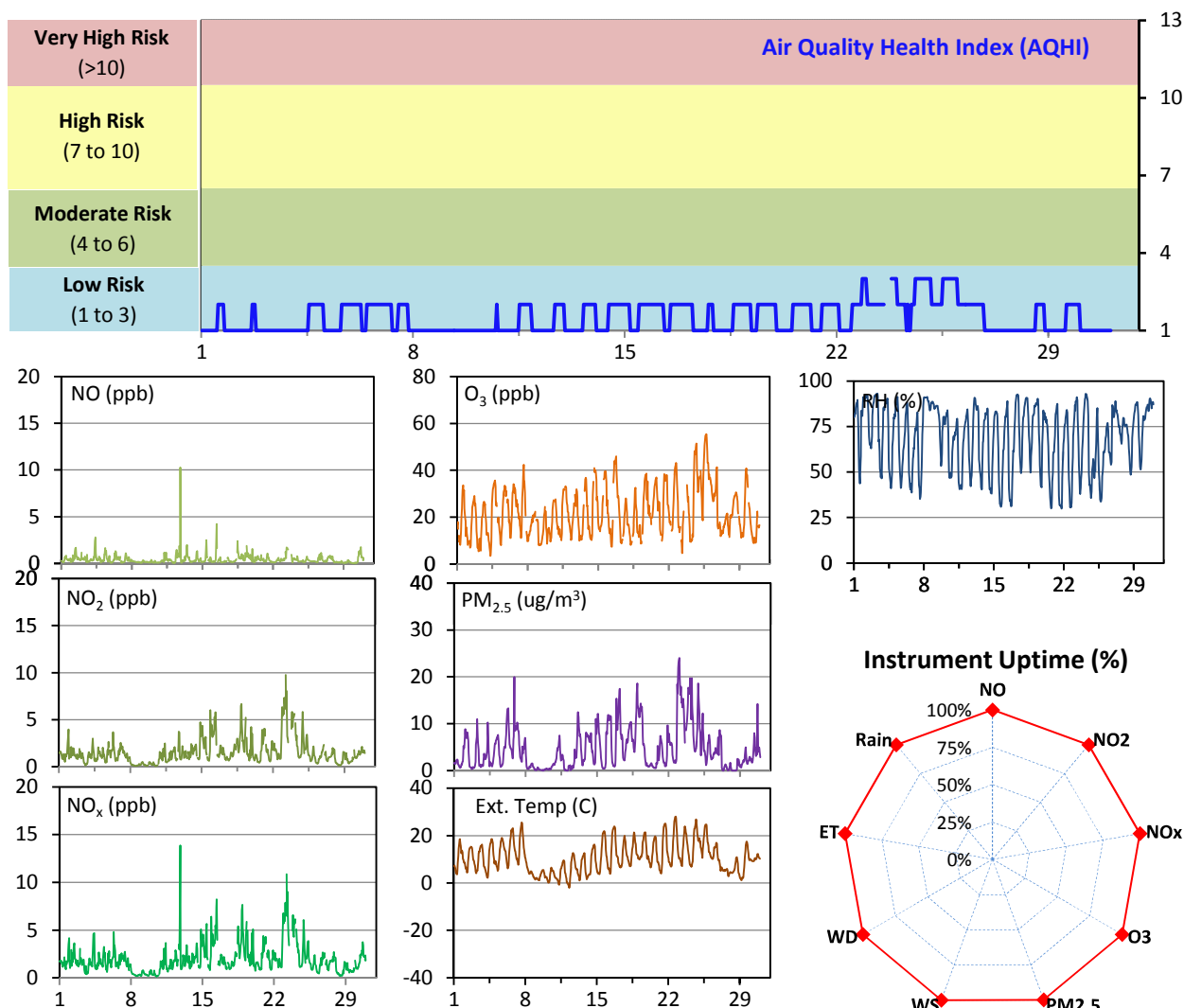


Parameters	Unit	Color Code for Wind Spd & Pollutant Conc. Class					
Wind Speed	m/s	0.3 ≤ WS < 1.4	1.4 ≤ WS < 3.1	3.1 ≤ WS < 7.8	7.8 ≤ WS < 10.8	10.8 ≤ WS < 13.6	WS ≥ 13.6
NO ₂	ppb	0 ≤ C < 5	5 ≤ C < 15	15 ≤ C < 30	30 ≤ C < 100	100 ≤ C < 212	C ≥ 212
O ₃	ppb	0 ≤ C < 10	10 ≤ C < 20	20 ≤ C < 40	40 ≤ C < 60	60 ≤ C < 82	C ≥ 82
PM _{2.5}	ug/m ³	0 ≤ C < 2	2 ≤ C < 4	4 ≤ C < 10	10 ≤ C < 20	20 ≤ C < 30	C ≥ 30

WYAMZ Unity Station - September 2014 Summary Report

Pollutants		Month Records		24-Hour Records				1-Hour Records			
Name	Conc. Unit	Avg. Conc.	Uptime	Maximum		SAAQS Objective	Exceed Days	Maximum		SAAQS Objective	Exceed Hours
				Conc.	Time			Conc.	Time		
NO	ppb	0.4	100.0%	1.0	Sep-12	-	-	10.3	Sep-12 19:00	-	-
NO ₂	ppb	1.5	100.0%	2.8	Sep-24	-	-	9.7	Sep-23 05:00	212	0
NO _x	ppb	2.0	100.0%	3.3	Sep-18	-	-	13.9	Sep-12 19:00	-	-
O ₃	ppb	22	100.0%	41	Sep-25	-	-	55	Sep-25 17:00	82	0
PM _{2.5}	ug/m3	5	99.7%	15	Sep-23	30	0	24	Sep-23 01:00	-	-

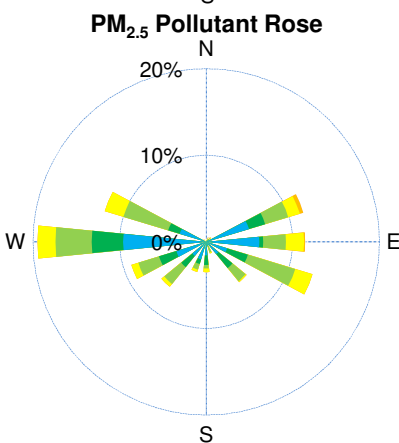
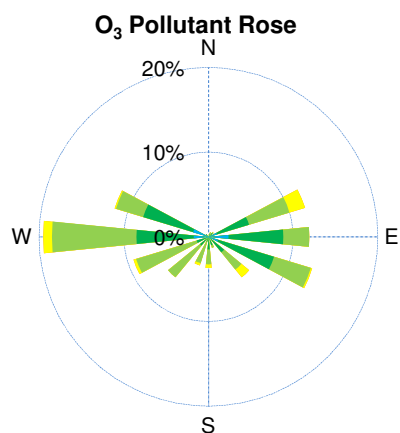
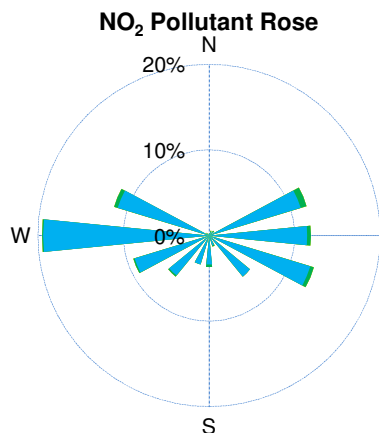
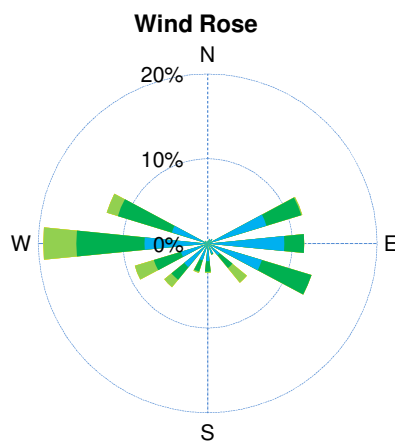
SAAQS: Saskatchewan Ambient Air Quality Standards



Monthly Update

- *All data has been slope, intercept, and baseline corrected. Data may change after validation process.
- *All compliance parameters were within the Saskatchewan Ambient Air Quality Standards.
- *All compliance parameters are above 90% operational.
- *The airpointer was calibrated on Sept 22. 2 hours of PM_{2.5} data are flagged as "maintenance" on Sept 22, while the HEPA zero was performed.

WYAMZ Unity Station - September 2014 Summary Report

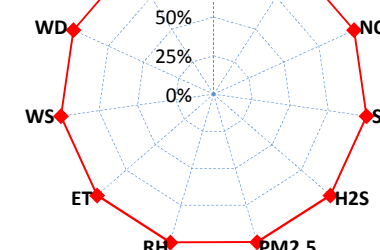
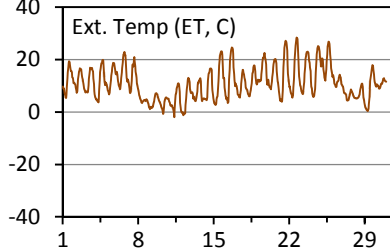
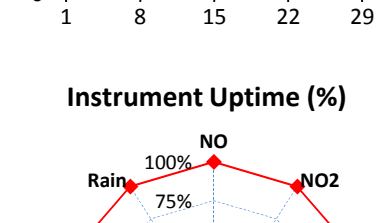
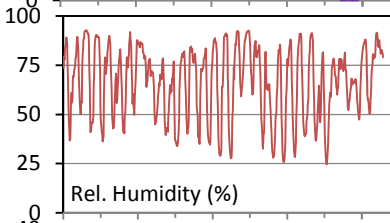
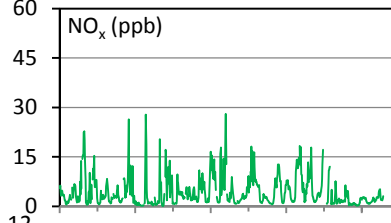
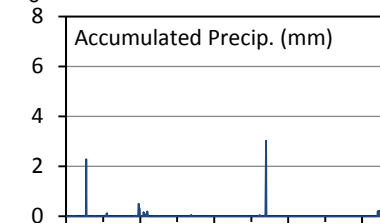
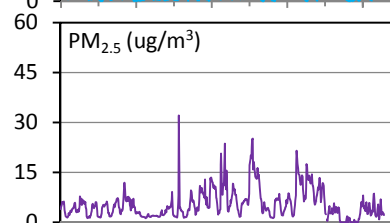
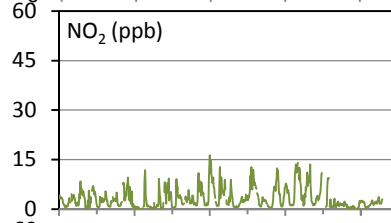
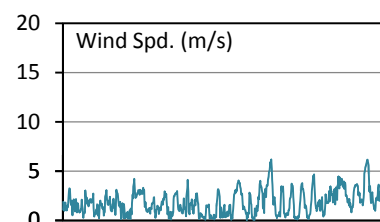
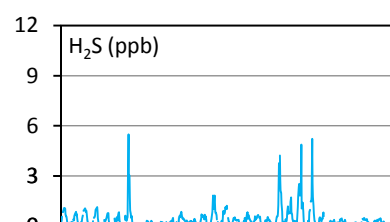
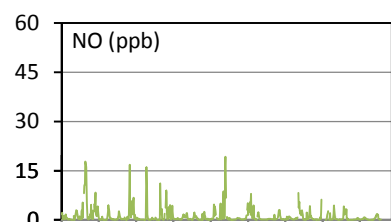
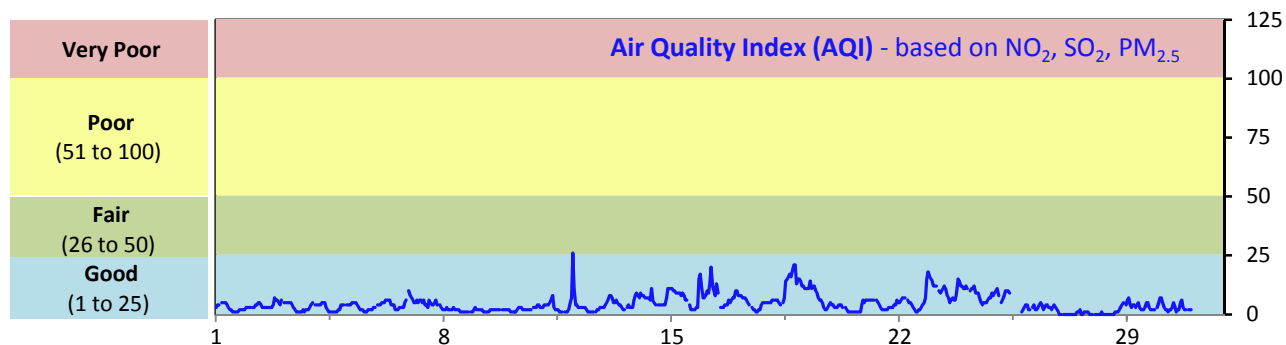


Parameters	Unit	Color Code for Wind Spd & Pollutant Conc. Class					
Wind Speed	m/s	0.3 ≤ WS < 1.4	1.4 ≤ WS < 3.1	3.1 ≤ WS < 7.8	7.8 ≤ WS < 10.8	10.8 ≤ WS < 13.6	WS ≥ 13.6
NO ₂	ppb	0 ≤ C < 5	5 ≤ C < 15	15 ≤ C < 30	30 ≤ C < 100	100 ≤ C < 212	C ≥ 212
O ₃	ppb	0 ≤ C < 10	10 ≤ C < 20	20 ≤ C < 40	40 ≤ C < 60	60 ≤ C < 82	C ≥ 82
PM _{2.5}	ug/m ³	0 ≤ C < 2	2 ≤ C < 4	4 ≤ C < 10	10 ≤ C < 20	20 ≤ C < 30	C ≥ 30

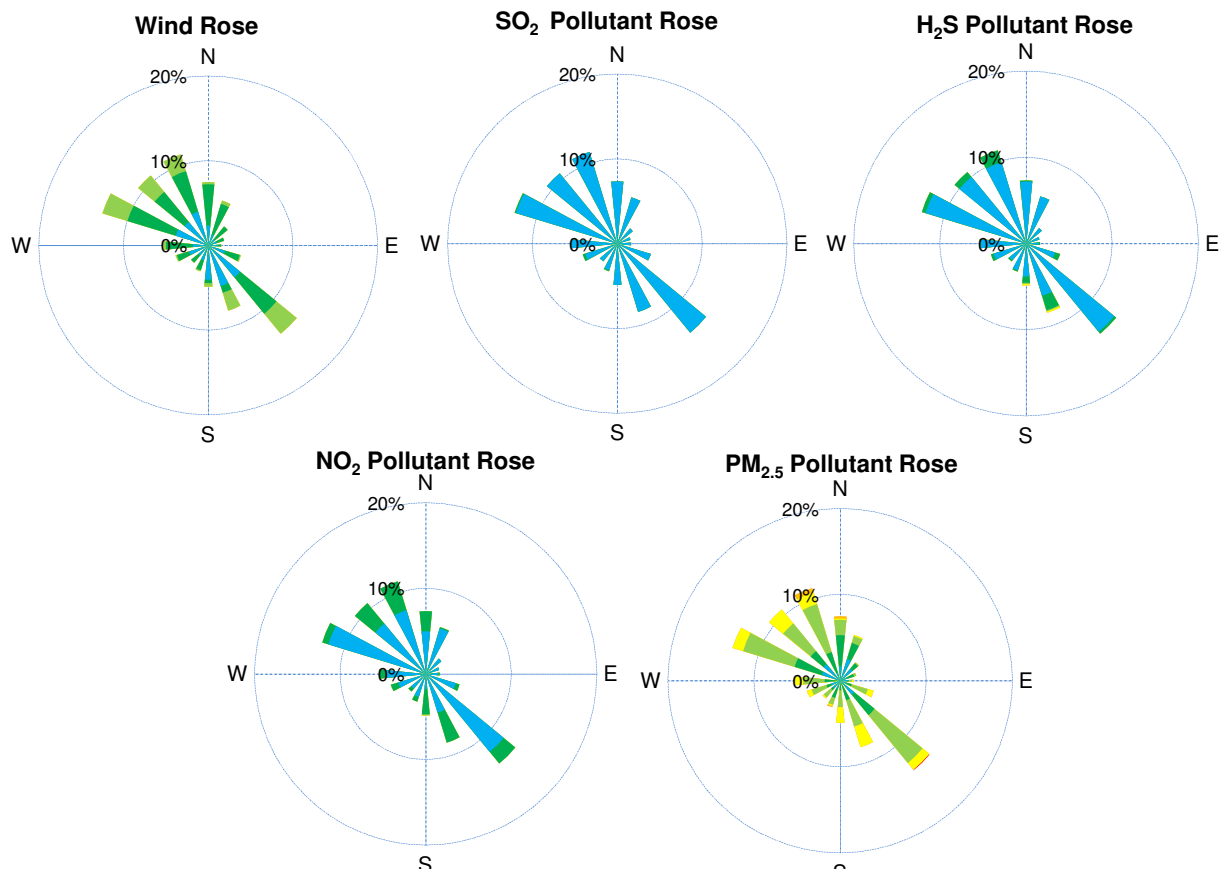
WYAMZ Maidstone Station - September 2014 Summary Report

Pollutants		Month Records		24-Hour Records				1-Hour Records			
Name	Conc. Unit	Avg. Conc.	Uptime	Maximum		SAAQS Objective	Exceed Days	Maximum		SAAQS Objective	Exceed Hours
				Conc.	Time			Conc.	Time		
NO	ppb	1.1	100.0%	5.0	Sep-3	-	-	19.2	Sep-16 09:00	-	-
NO ₂	ppb	3.3	100.0%	6.8	Sep-23	-	-	16.4	Sep-14 23:00	212	0
NO _x	ppb	4.4	100.0%	8.4	Sep-23	-	-	28.1	Sep-16 09:00	-	-
SO ₂	ppb	0.2	100.0%	0.4	Sep-21	57	0	1.4	Sep-21 13:00	172	0
H ₂ S	ppb	0.4	100.0%	1.1	Sep-23	3.6	0	5.5	Sep-07 06:00	10.8	0
PM _{2.5}	ug/m3	5	99.9%	13	Sep-18	30	0	32	Sep-11 23:00	-	-

SAAQS: Saskatchewan Ambient Air Quality Standards



WYAMZ Maidstone Station - September 2014 Summary Report



Parameters	Unit	Color Code for Wind Spd & Pollutant Conc. Class					
Wind Speed	m/s	0.3 ≤ WS < 1.4	1.4 ≤ WS < 3.1	3.1 ≤ WS < 7.8	7.8 ≤ WS < 10.8	10.8 ≤ WS < 13.6	WS ≥ 13.6
SO ₂	ppb	0 ≤ C < 1	1 ≤ C < 5	5 ≤ C < 10	10 ≤ C < 57	57 ≤ C < 172	C ≥ 172
NO ₂	ppb	0 ≤ C < 5	5 ≤ C < 15	15 ≤ C < 30	30 ≤ C < 100	100 ≤ C < 212	C ≥ 212
H ₂ S	ppb	0 ≤ C < 1	1 ≤ C < 3.6	3.6 ≤ C < 5	5 ≤ C < 8	8 ≤ C < 10.8	C ≥ 10.8
PM _{2.5}	ug/m ³	0 ≤ C < 2	2 ≤ C < 4	4 ≤ C < 10	10 ≤ C < 20	20 ≤ C < 30	C ≥ 30

Monthly Update

*All data has been slope, intercept, and baseline corrected. Data may change after validation process.

*All compliance parameters were within the Saskatchewan Ambient Air Quality Standards.

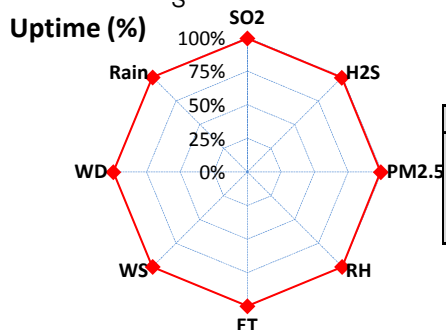
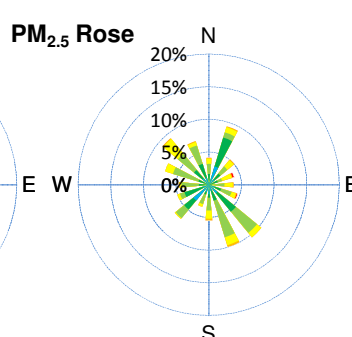
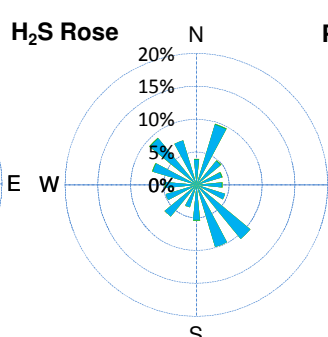
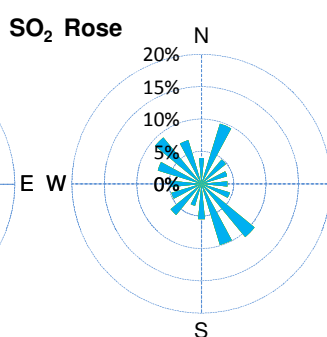
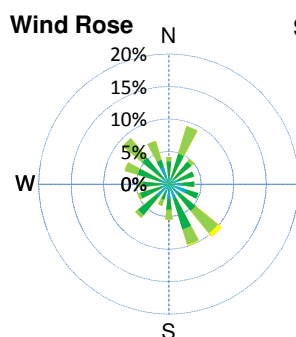
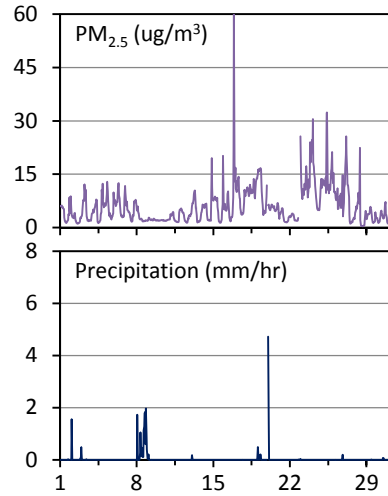
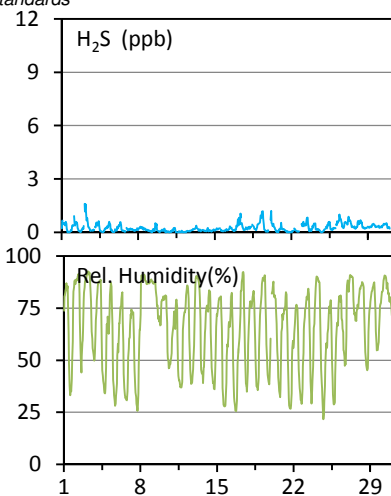
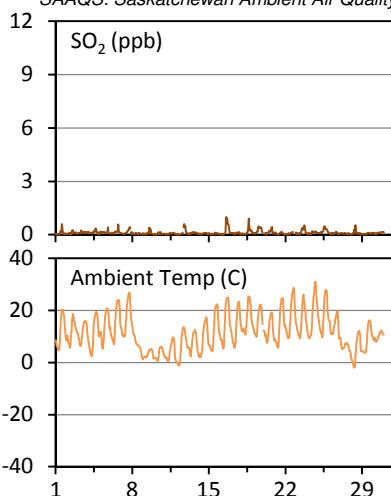
*All compliance parameters are above 90% operational.

*The airpointer was calibrated on Sept 25. One hour of PM_{2.5} data is flagged as "maintenance" at this time, while the HEPA zero was performed.

WYAMZ Kindersley Station - September 2014 Summary Report

Pollutants		Month Records		24-Hour Records				1-Hour Records			
				Maximum		SAAQS Objective	Exceed Days	Maximum		SAAQS Objective	Exceed Hours
Name	Conc. Unit	Avg. Conc.	Uptime	Conc.	Time			Conc.	Time		
SO ₂	ppb	0.1	99.4%	0.3	Sep-16	57	0	1.0	Sep-16 14:00	172	0
H ₂ S	ppb	0.2	99.4%	0.5	Sep-26	3.6	0	1.6	Sep-03 02:00	10.8	0
PM _{2.5}	ug/m ³	6	99.2%	15	Sep-25	30	0	60	Sep-16 21:00	-	-

SAAQS: Saskatchewan Ambient Air Quality Standards



Parameters	Unit	Color Code for Wind Spd & Pollutant Conc. Class					
Wind Speed	m/s	0.3 ≤ WS < 1.4	1.4 ≤ WS < 3.1	3.1 ≤ WS < 7.8	7.8 ≤ WS < 10.8	10.8 ≤ WS < 13.6	WS ≥ 13.6
SO ₂	ppb	0 ≤ C < 1	1 ≤ C < 5	5 ≤ C < 10	10 ≤ C < 57	57 ≤ C < 172	C ≥ 172
H ₂ S	ppb	0 ≤ C < 1	1 ≤ C < 3.6	3.6 ≤ C < 5	5 ≤ C < 8	8 ≤ C < 10.8	C ≥ 10.8
PM _{2.5}	ug/m ³	0 ≤ C < 2	2 ≤ C < 4	4 ≤ C < 10	10 ≤ C < 20	20 ≤ C < 30	C ≥ 30

Monthly Update

*All data has been slope, intercept, and baseline corrected. Data may change after validation process.

*All compliance parameters were within the Saskatchewan Ambient Air Quality Standards.

*All compliance parameters are above 90% operational.

*4 hours of pollutant data, and 2 hours of meteorological data is flagged as "power failure" on Sept 19, due to a power disruption.

*The airpointer was calibrated on Sept 22. 4 hours of PM_{2.5} data is flagged as "maintenance" at this time, while the HEPA zero was performed.