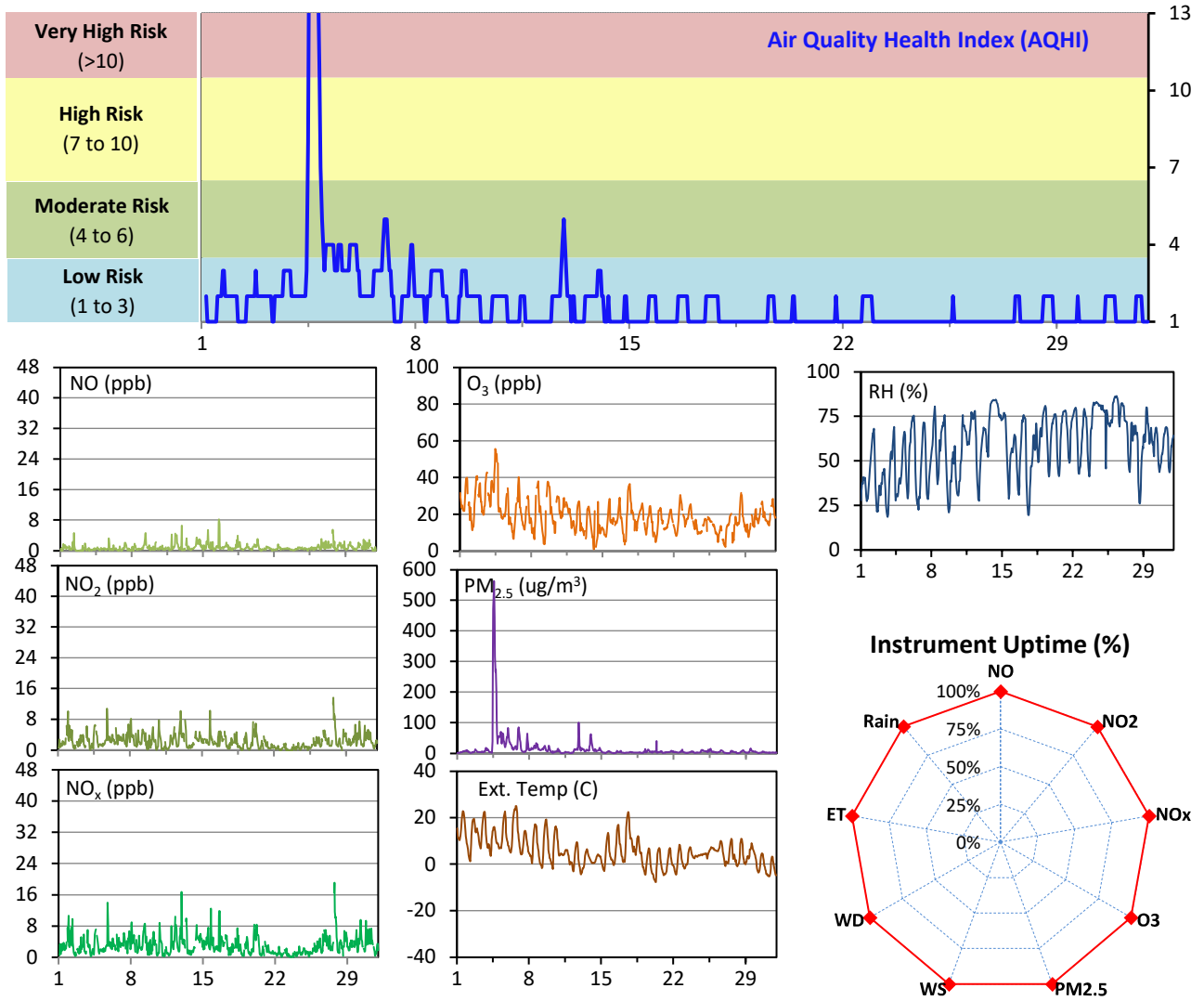


WYAMZ Clavet Station - October 2021 Summary Report

Pollutants		Month Records		24-Hour Records				1-Hour Records			
				Maximum		SAAQS Objective	Exceed Days	Maximum		SAAQS Objective	Exceed Hours
				Conc.	Time			Conc.	Time		
Name	Conc. Unit	Avg. Conc.	Uptime	Conc.	Time	Objective	Days	Conc.	Time	Objective	Hours
NO	ppb	0.8	99.9%	1.7	Oct-27	-	-	8.3	Oct-16 14:00	-	-
NO ₂	ppb	2.2	99.9%	4.0	Oct-27	106	0	13.7	Oct-27 18:00	159	0
NO _x	ppb	3.0	99.9%	5.7	Oct-27	-	-	19.1	Oct-27 18:00	-	-
O ₃	ppb	19	99.7%	37	Oct-4	-	-	56	Oct-04 11:00	82	0
PM _{2.5}	ug/m ³	14	100.0%	154	Oct-4	28	3	562	Oct-04 14:00	-	-

SAAQS: Saskatchewan Ambient Air Quality Standards



Monthly Update

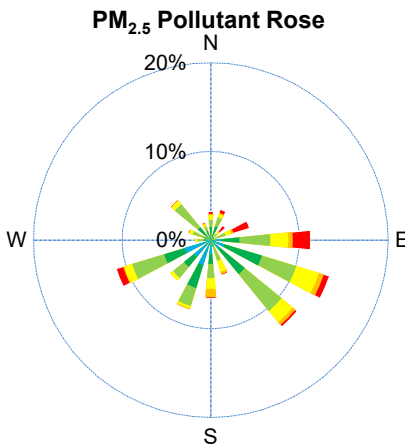
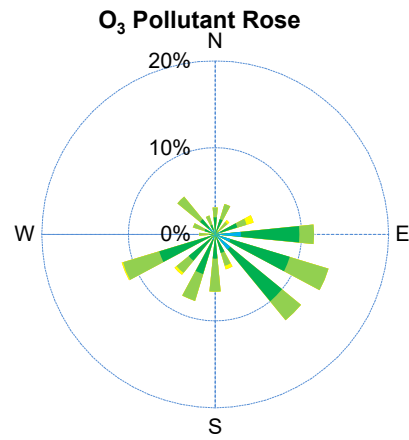
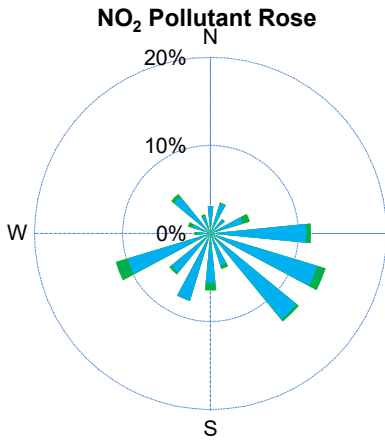
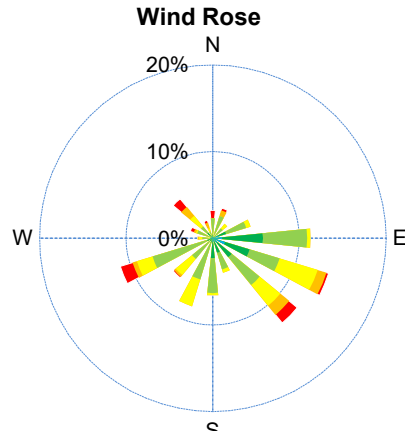
*All data has been slope, intercept, and baseline corrected. Data may change after validation process.

*All compliance parameters were within the Saskatchewan Ambient Air Quality Standards with the exception of three 24-hour PM_{2.5} exceedances.

*All compliance parameters were greater than 90% operational for the month.



WYAMZ Clavet Station - October 2021 Summary Report



Parameters	Unit	Color Code for Wind Spd & Pollutant Conc. Class					
Wind Speed	m/s	$0.3 \leq WS < 1.4$	$1.4 \leq WS < 3.1$	$3.1 \leq WS < 7.8$	$7.8 \leq WS < 10.8$	$10.8 \leq WS < 13.6$	$WS \geq 13.6$
NO ₂	ppb	$0 \leq C < 5$	$5 \leq C < 15$	$15 \leq C < 30$	$30 \leq C < 100$	$100 \leq C < 212$	$C \geq 212$
O ₃	ppb	$0 \leq C < 10$	$10 \leq C < 20$	$20 \leq C < 40$	$40 \leq C < 60$	$60 \leq C < 82$	$C \geq 82$
PM _{2.5}	ug/m ³	$0 \leq C < 2$	$2 \leq C < 4$	$4 \leq C < 10$	$10 \leq C < 20$	$20 \leq C < 30$	$C \geq 30$

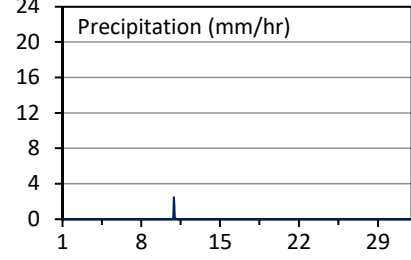
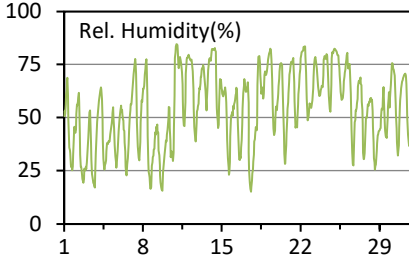
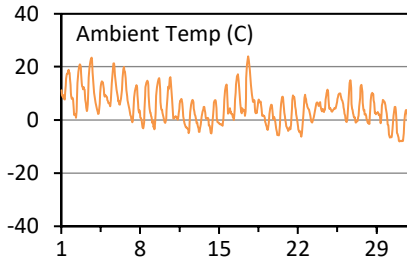
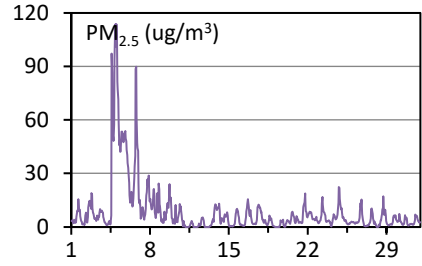
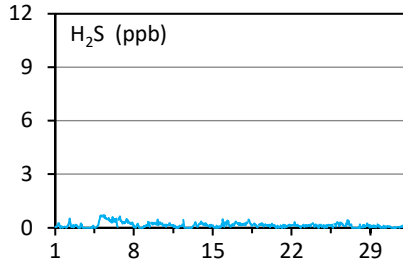
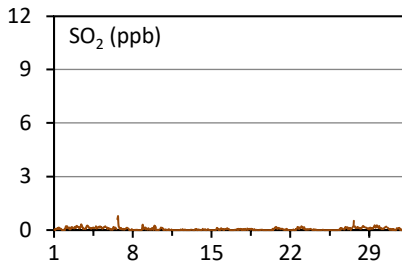
Exceedance Summary											
24-hour Exceedance Information			Summary of Other Parameters During Exceedance								
Pollutant	Conc.	Exceedance Date	WS	WD	AQHI	Rain	NO	NO2	NOx	O3	PM2.5
		mmm-dd	m/s	deg	-	mm	ppb	ppb	ppb	ppb	ug/m3
PM2.5	154	Oct-4	6.9	50	10	0.0	0	2	3	37	154
PM2.5	49	Oct-5	4.6	104	4	0.0	1	2	3	21	49
PM2.5	29.0	Oct-6	4.8	143	3	0.0	0	3	3	21	28.6



WYAMZ Kerrobert Station - October 2021 Summary Report

Pollutants		Month Records		24-Hour Records				1-Hour Records			
Name	Conc. Unit	Avg. Conc.	Uptime	Maximum		SAAQS Objective	Exceed Days	Maximum		SAAQS Objective	Exceed Hours
				Conc.	Time			Conc.	Time		
SO ₂	ppb	0.1	100.0%	0.2	Oct-3	48	0	0.8	Oct-06 16:00	172	0
H ₂ S	ppb	0.1	100.0%	0.6	Oct-5	3.6	0	0.7	Oct-05 08:00	11	0
PM _{2.5}	ug/m3	9	100.0%	58	Oct-5	28	3	114	Oct-05 00:00	-	-

SAAQS: Saskatchewan Ambient Air Quality Standards



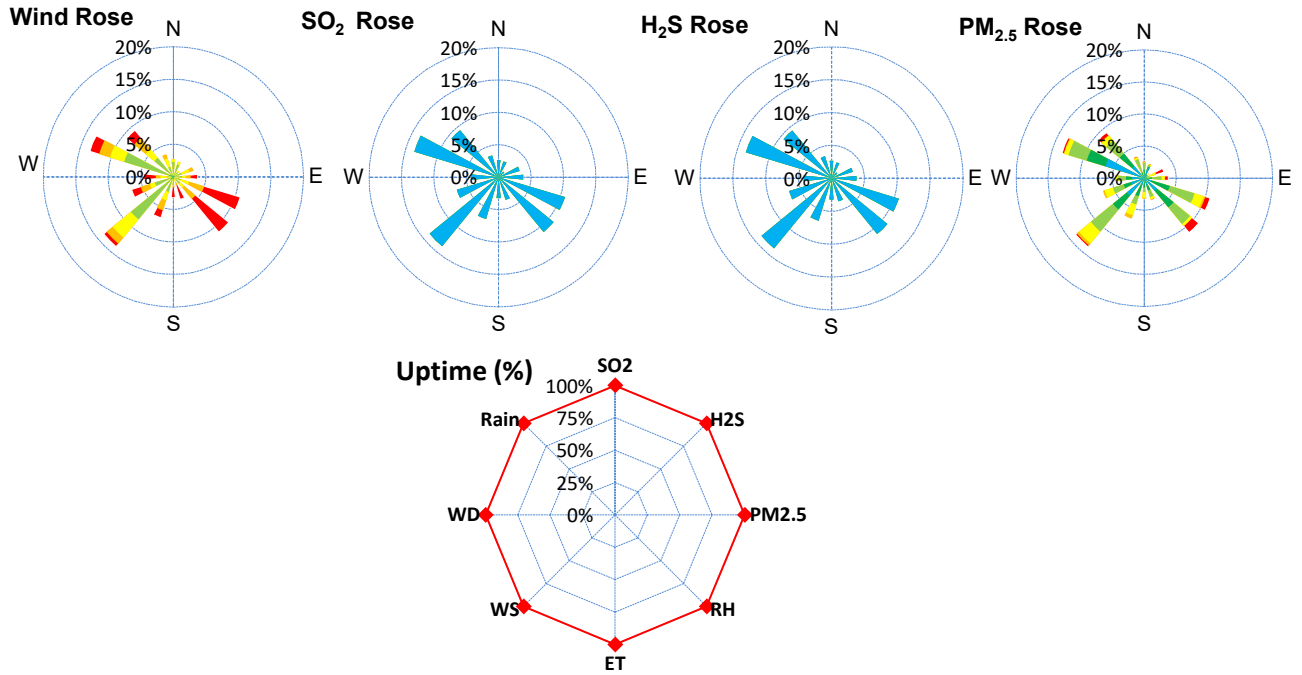
Monthly Update

*All data has been slope, intercept, and baseline corrected. Data may change after validation process.

*All compliance parameters were within the Saskatchewan Ambient Air Quality Standards with the exception of three 24-hour PM_{2.5} exceedances.

*All compliance parameters were greater than 90% operational.

WYAMZ Kerrobert Station - October 2021 Summary Report



Parameters	Unit	Color Code for Wind Spd & Pollutant Conc. Class					
Wind Speed	m/s	0.3 ≤ WS < 1.4	1.4 ≤ WS < 3.1	3.1 ≤ WS < 7.8	7.8 ≤ WS < 10.8	10.8 ≤ WS < 13.6	WS ≥ 13.6
SO ₂	ppb	0 ≤ C < 1	1 ≤ C < 5	5 ≤ C < 10	10 ≤ C < 57	57 ≤ C < 172	C ≥ 172
H ₂ S	ppb	0 ≤ C < 1	1 ≤ C < 3.6	3.6 ≤ C < 5	5 ≤ C < 8	8 ≤ C < 10.8	C ≥ 10.8
PM _{2.5}	ug/m ³	0 ≤ C < 2	2 ≤ C < 4	4 ≤ C < 10	10 ≤ C < 20	20 ≤ C < 30	C ≥ 30

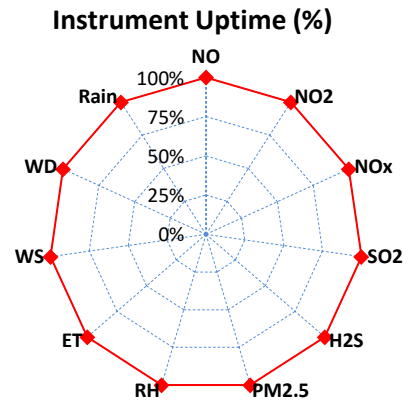
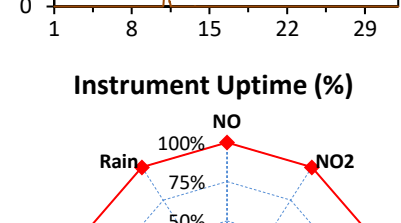
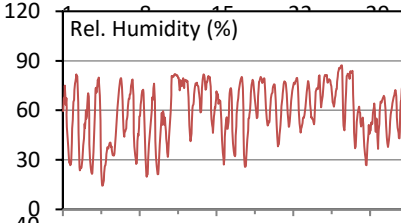
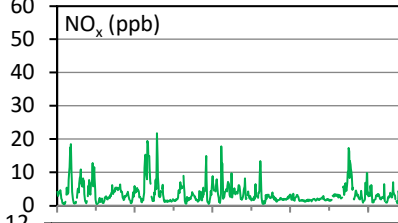
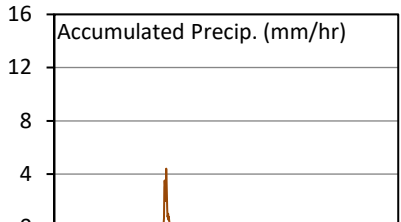
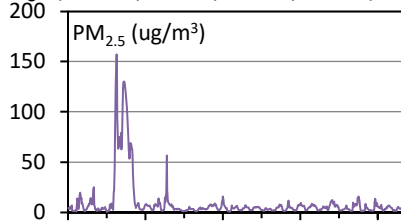
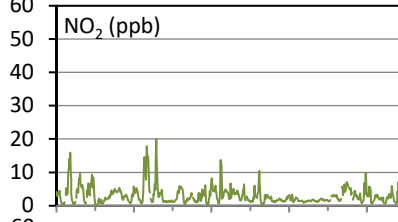
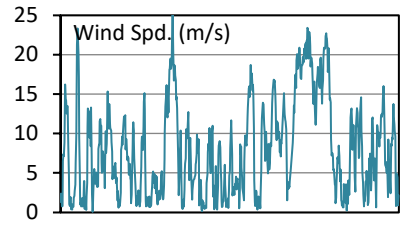
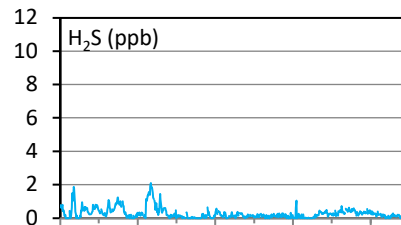
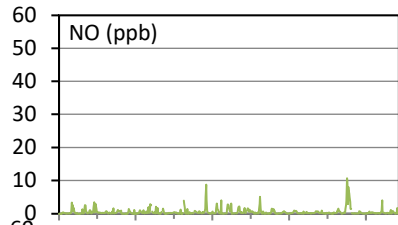
Exceedance Summary (24-Hour Average)									
24-hour Exceedance Information			Summary of Other Parameters During Exceedance						
Pollutant	Conc. ppb	Exceedance Date mmm-dd	WS m/s	WD deg	Rain mm	ET C	SO ₂ ppb	H ₂ S ppb	PM _{2.5} ug/m ³
PM _{2.5}	58	Oct-5	10.8	104	0.0	11.9	0.1	0.6	58
PM _{2.5}	35	Oct-4	10.0	72	0.0	8.4	0.1	-	35
PM _{2.5}	33	Oct-6	6.6	232	0.0	11	0	0	33



WYAMZ Maidstone Station - October 2021 Summary Report

Pollutants		Month Records		24-Hour Records				1-Hour Records			
Name	Conc. Unit	Avg. Conc.	Uptime	Maximum		SAAQS Objective	Exceed Days	Maximum		SAAQS Objective	Exceed Hours
				Conc.	Time			Conc.	Time		
NO	ppb	0.5	100.0%	2.9	Oct-27	-	-	10.8	Oct-27 06:00	-	-
NO ₂	ppb	3.1	100.0%	7.3	Oct-9	106	0	20.0	Oct-10 00:00	159	0
NO _x	ppb	3.6	100.0%	8.2	Oct-9	-	-	21.7	Oct-10 00:00	-	-
SO ₂	ppb	0.4	100.0%	1.3	Oct-20	48	0	4.6	Oct-22 12:00	172	0
H ₂ S	ppb	0.3	100.0%	1.1	Oct-9	3.6	0	2.1	Oct-09 04:00	11	0
PM _{2.5}	ug/m3	9	100.0%	82	Oct-6	28	2	157	Oct-05 09:00	-	-

SAAQS: Saskatchewan Ambient Air Quality Standards



Monthly Update

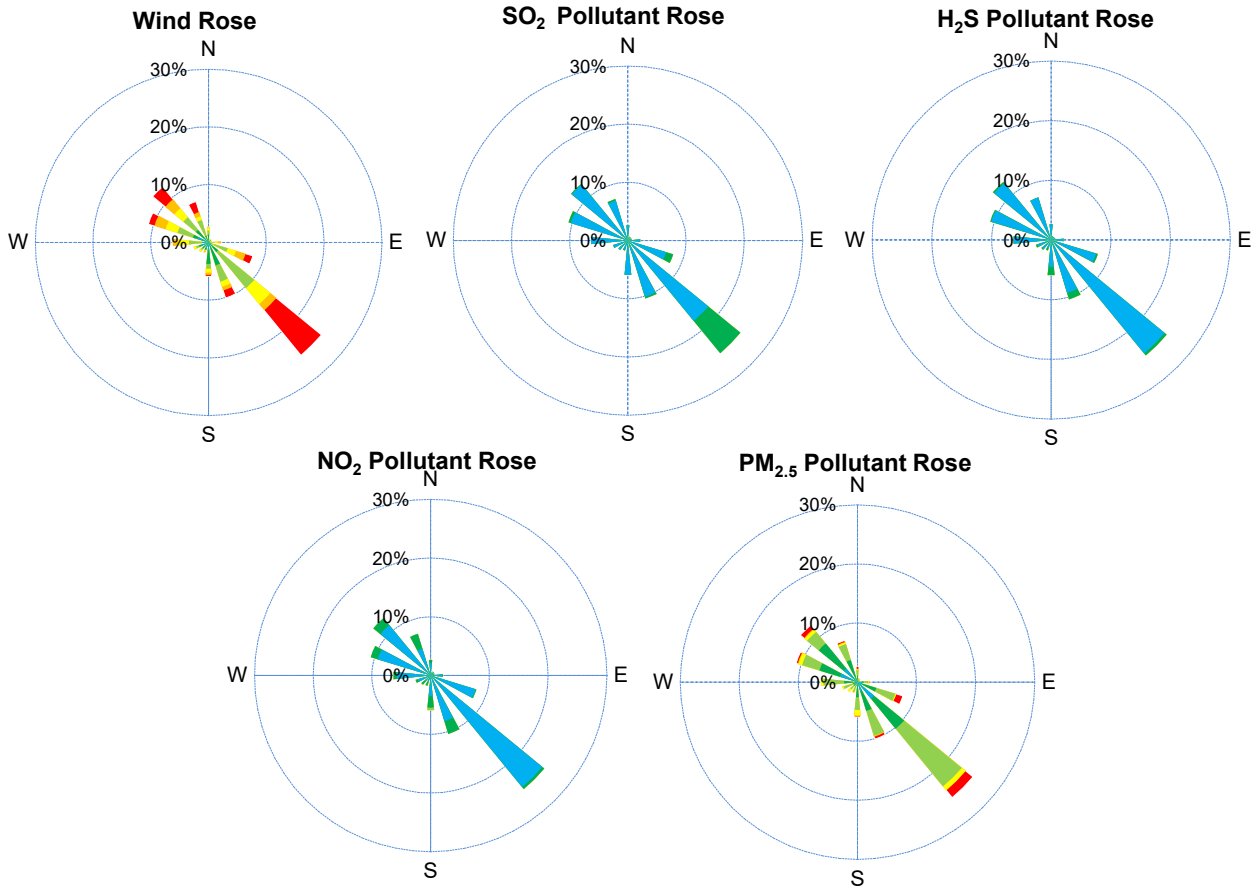
* All data has been slope, intercept, and baseline corrected. Data may change after validation process.

*All compliance parameters were within the Saskatchewan Ambient Air Quality Standards with the exception of two 24-hour PM2.5 exceedances.

*All compliance parameters were greater than 90% operational.



WYAMZ Maidstone Station - October 2021 Summary Report



Parameters	Unit	Color Code for Wind Spd & Pollutant Conc. Class					
Wind Speed	m/s	0.3 ≤ WS < 1.4	1.4 ≤ WS < 3.1	3.1 ≤ WS < 7.8	7.8 ≤ WS < 10.8	10.8 ≤ WS < 13.6	WS ≥ 13.6
SO ₂	ppb	0 ≤ C < 1	1 ≤ C < 5	5 ≤ C < 10	10 ≤ C < 57	57 ≤ C < 172	C ≥ 172
NO ₂	ppb	0 ≤ C < 5	5 ≤ C < 15	15 ≤ C < 30	30 ≤ C < 100	100 ≤ C < 212	C ≥ 212
H ₂ S	ppb	0 ≤ C < 1	1 ≤ C < 3.6	3.6 ≤ C < 5	5 ≤ C < 8	8 ≤ C < 10.8	C ≥ 10.8
PM _{2.5}	ug/m ³	0 ≤ C < 2	2 ≤ C < 4	4 ≤ C < 10	10 ≤ C < 20	20 ≤ C < 30	C ≥ 30

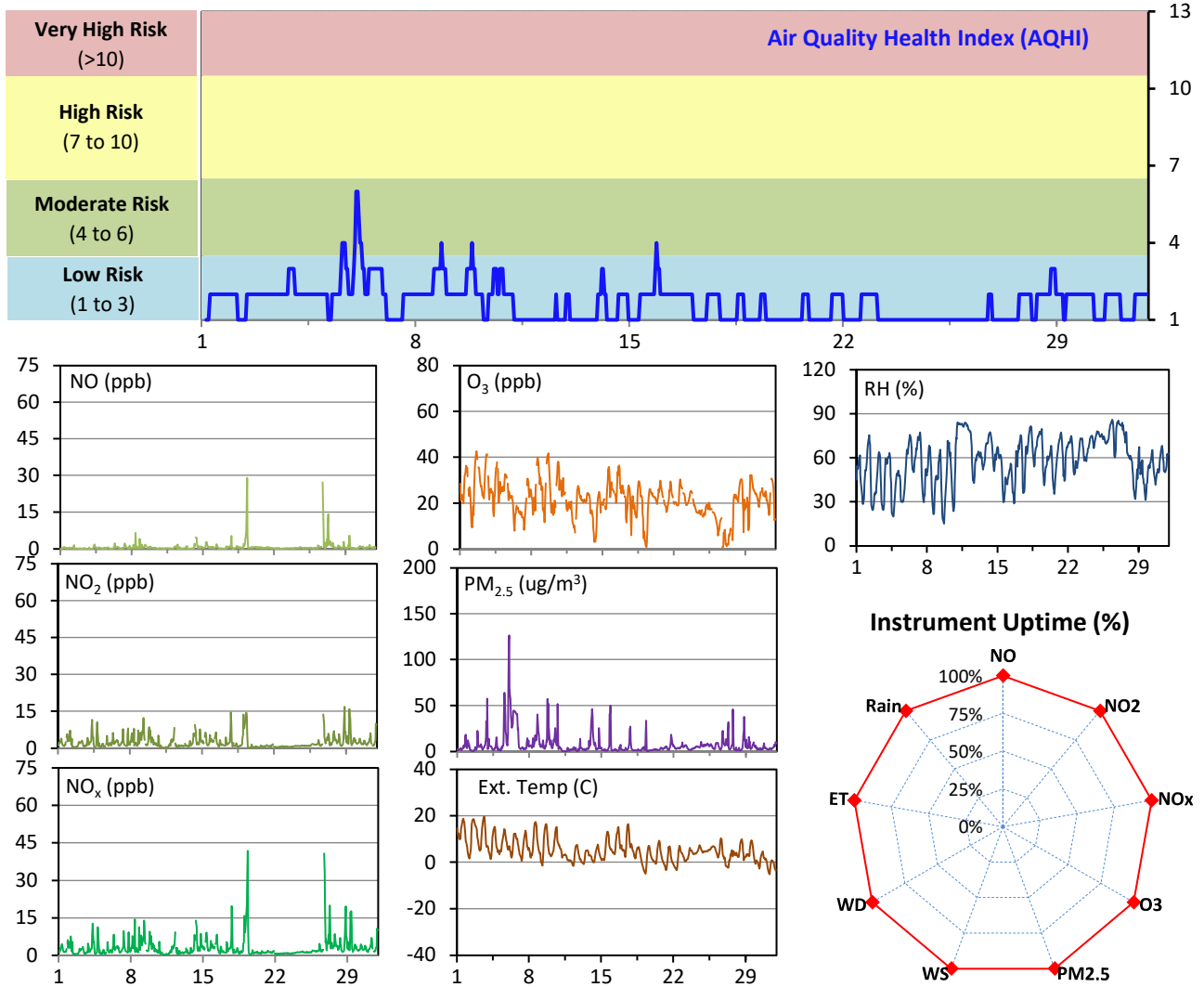
24-hour Exceedance Information			Summary of Other Parameters During Exceedance								
Pollutant	Conc.	Exceedance Date mmm-dd	WS m/s	WD deg	AQI -	Rain mm	ET C	SO ₂ ppb	NO ₂ ppb	H ₂ S ppb	PM _{2.5} ug/m3
PM2.5	82.0	Oct-6	6.1	235.8	51.3	0.0	7.7	0.4	4.0	0.7	81.7
PM2.5	73.0	Oct-5	8.6	102.4	45.2	0.0	10.9	0.7	2.0	0.5	72.8



WYAMZ Meadow Lake City Station - October 2021 Summary Report

Pollutants		Month Records		24-Hour Records				1-Hour Records			
Name	Conc. Unit	Avg. Conc.	Uptime	Maximum		SAAQS Objective	Exceed Days	Maximum		SAAQS Objective	Exceed Hours
				Conc.	Time			Conc.	Time		
NO	ppb	0.7	100.0%	3.4	Oct-19	-	-	29.0	Oct-19 08:00	-	-
NO ₂	ppb	2.4	100.0%	4.7	Oct-19	106	0	16.9	Oct-28 20:00	159	0
NO _x	ppb	3.1	100.0%	8.1	Oct-19	-	-	41.9	Oct-19 08:00	-	-
O ₃	ppb	22	100.0%	29	Oct-3	-	-	43	Oct-02 15:00	82	0
PM _{2.5}	ug/m3	8	100.0%	46	Oct-6	28	1	126	Oct-06 01:00	-	-

SAAQS: Saskatchewan Ambient Air Quality Standards



Monthly Update

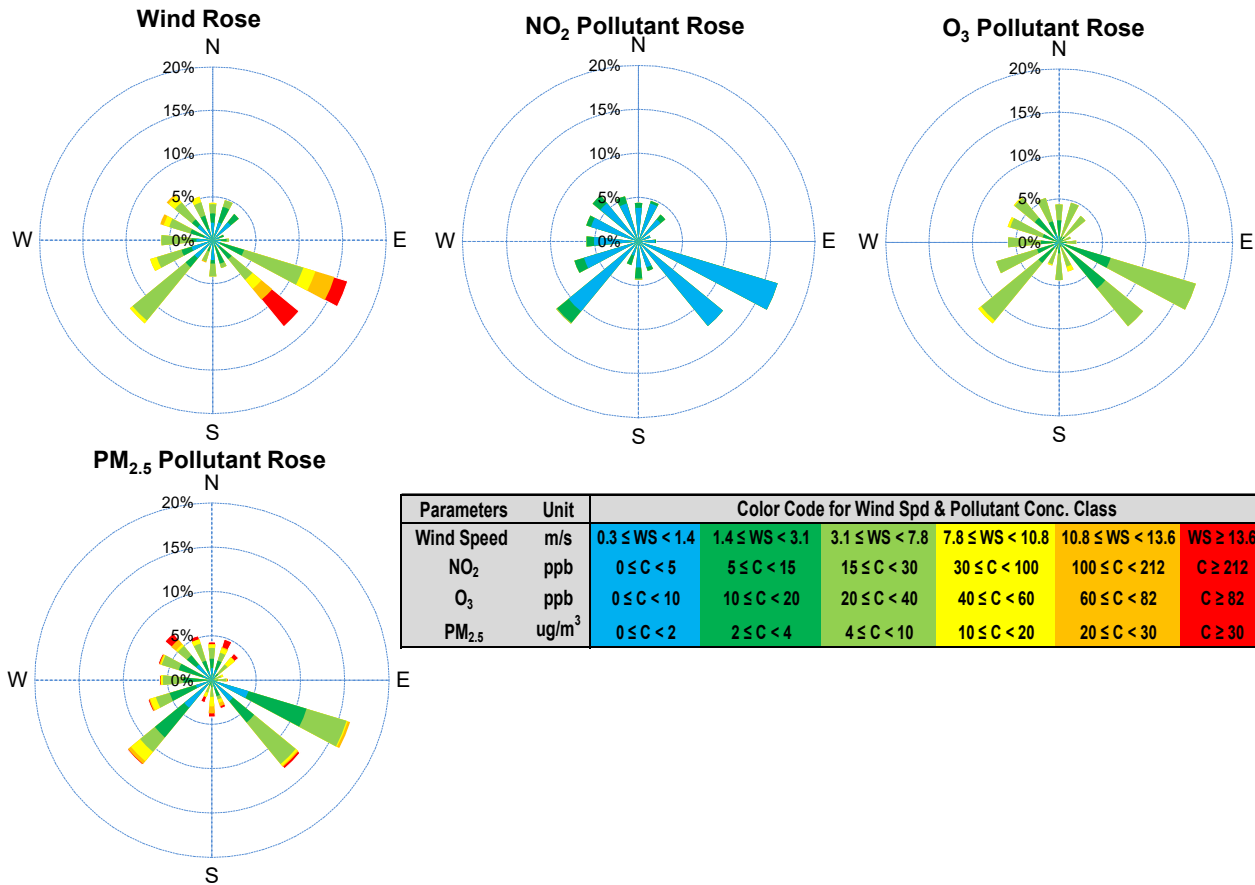
*All data has been slope, intercept, and baseline corrected. Data may change after validation process.

*All compliance parameters were within the Saskatchewan Ambient Air Quality Standards with the exception of one 24-hour PM_{2.5} exceedance.

*All compliance parameters were greater than 90% operational.



WYAMZ Meadow Lake City Station - October 2021 Summary Report



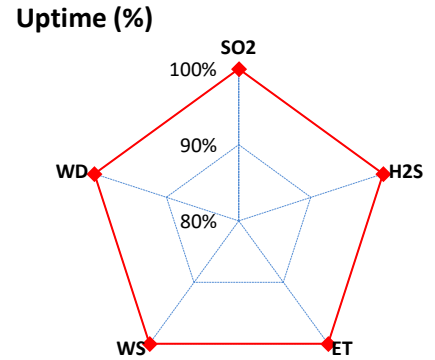
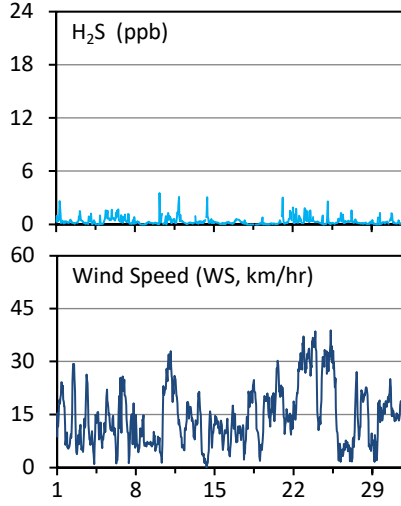
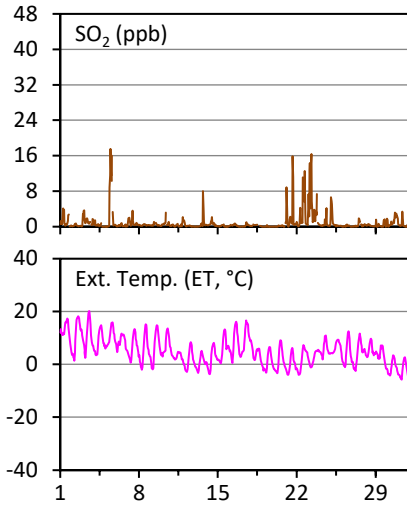
Exceedance Summary (24-Hour Average)											
24-hour Exceedance Information			Summary of Other Parameters During Exceedance								
Pollutant	Conc. ppb	Exceedance Date mmm-dd	WS m/s	WD deg	AQHI -	Rain mm	NO ppb	NO ₂ ppb	NO _x ppb	O ₃ ppb	PM _{2.5} ug/m ³
PM _{2.5}	46	Oct-6	3.1	198	3	0.0	0	2	3	17	46



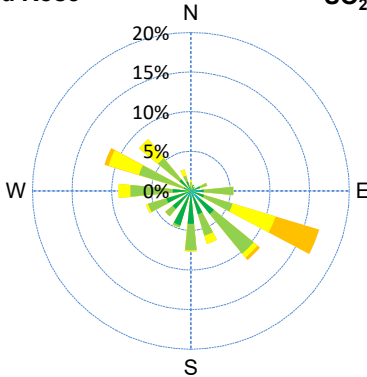
Husky Oil Operations Limited West Station - October 2021 Summary Report

Pollutants		Month Records		24-Hour Records				1-Hour Records			
Name	Conc. Unit	Avg. Conc.	Uptime	Maximum		AAAQO / SAAQS	Exceed Days	Maximum		AAAQO / SAAQS	Exceed Hours
				Conc.	Time			Conc.	Time		
SO ₂	ppb	0.9	100.0%	4.9	Oct-23	48 / 48	0 / 0	17.6	Oct-05 12:00	172 / 172	0 / 0
H ₂ S	ppb	0.3	100.0%	0.7	Oct-11	3 / 3.6	0 / 0	4.0	Oct-10 05:00	10 / 11.0	0 / 0

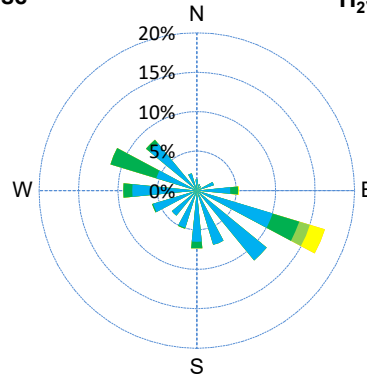
AAAQO: Alberta Ambient Air Quality Objectives; SAAQS: Saskatchewan Ambient Air Quality Standards.



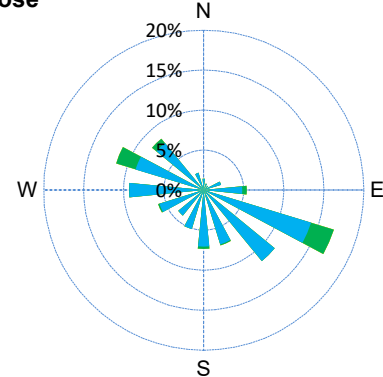
Wind Rose



SO₂ Rose



H₂S Rose



Parameters	Unit	Color Code for Wind Spd & Pollutant Conc. Class					
Wind Speed	km/hr	1 ≤ WS < 5	5 ≤ WS < 10	10 ≤ WS < 20	20 ≤ WS < 30	30 ≤ WS < 40	WS ≥ 40
SO ₂	ppb	0 ≤ C < 1	1 ≤ C < 5	5 ≤ C < 10	10 ≤ C < 57	57 ≤ C < 172	C ≥ 172
H ₂ S	ppb	0 ≤ C < 1	1 ≤ C < 3.6	3.6 ≤ C < 5	5 ≤ C < 8	8 ≤ C < 11	C ≥ 11

Monthly Update

*Air monitoring data has been validated. Data may change after validation process.

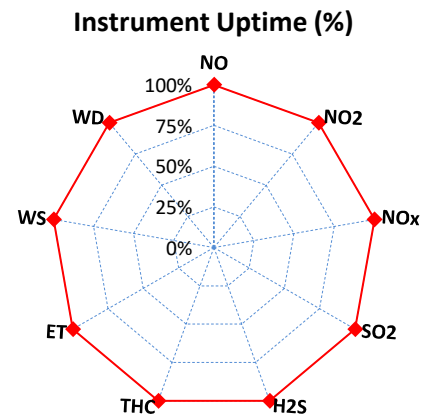
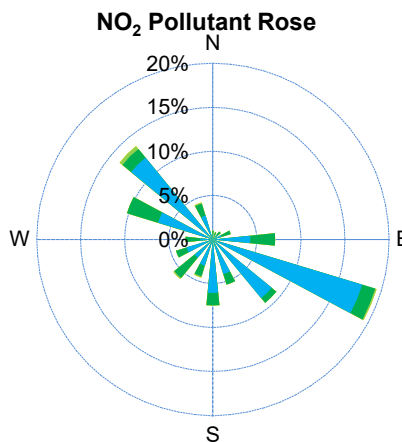
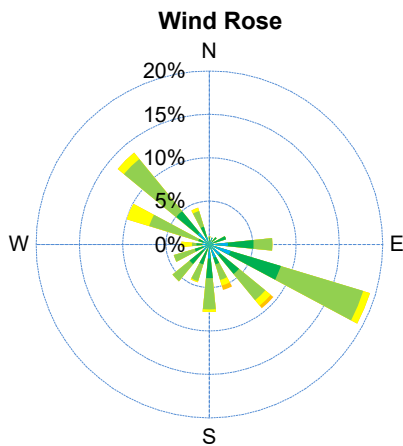
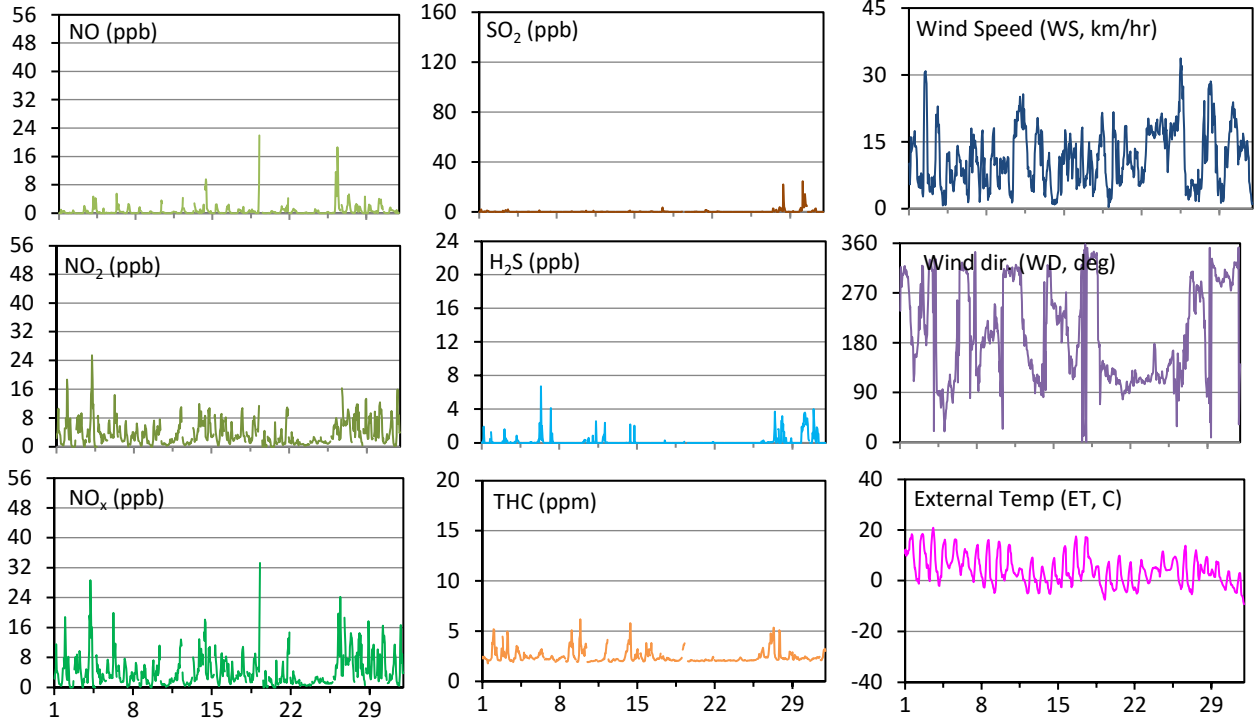
*All compliance parameters were within the Alberta Ambient Air Quality Objectives and the Saskatchewan Ambient Air Quality Standards.

*All compliance parameters were 100% operational. There are no operational issues to report.

Husky Oil Operations Limited East Station - October 2021 Summary Report

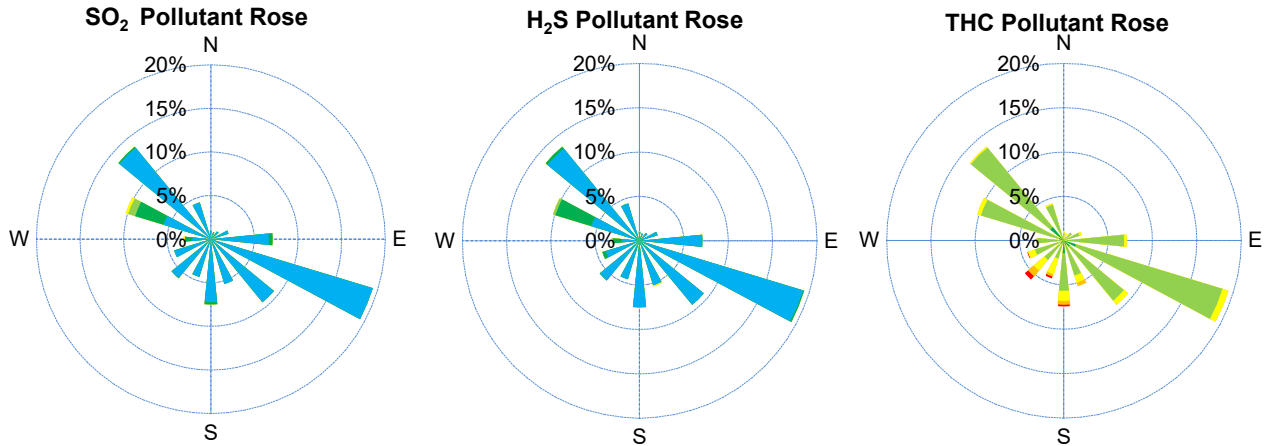
Pollutants		Month Records		24-Hour Records				1-Hour Records			
Name	Conc. Unit	Avg. Conc.	Uptime	Maximum		SAAQS Standards	Exceed Days	Maximum		SAAQS Standards	Exceed Hours
				Conc.	Time			Conc.	Time		
NO	ppb	0.6	100.0%	3.5	Oct-26	-	-	22.0	Oct-19 07:00	-	-
NO ₂	ppb	3.5	100.0%	7.0	Oct-4	106	0	25.5	Oct-04 06:00	159	0
NO _x	ppb	4.2	100.0%	9.8	Oct-26	-	-	33.3	Oct-19 07:00	-	-
SO ₂	ppb	0.3	100.0%	4.0	Oct-30	48	0	24.6	Oct-30 04:00	172	0
H ₂ S	ppb	0.2	100.0%	1.7	Oct-30	3.6	0	6.7	Oct-06 09:00	11.0	0
THC	ppm	2.4	100.0%	3.4	Oct-27	-	-	6.2	Oct-09 21:00	-	-

SAAQS: Saskatchewan Ambient Air Quality Standards



Parameters	Unit	Color Code for Wind Spd & Pollutant Conc. Class					
Wind Speed	km/hr	1 ≤ WS < 5	5 ≤ WS < 10	10 ≤ WS < 20	20 ≤ WS < 30	30 ≤ WS < 40	WS ≥ 40
SO ₂	ppb	0 ≤ C < 1	1 ≤ C < 5	5 ≤ C < 10	10 ≤ C < 57	57 ≤ C < 172	C ≥ 172
NO ₂	ppb	0 ≤ C < 5	5 ≤ C < 15	15 ≤ C < 30	30 ≤ C < 100	100 ≤ C < 212	C ≥ 212
H ₂ S	ppb	0 ≤ C < 1	1 ≤ C < 3.6	3.6 ≤ C < 5	5 ≤ C < 8	8 ≤ C < 11	C ≥ 11
THC	ppm	0 ≤ C < 1	1 ≤ C < 2	2 ≤ C < 3	3 ≤ C < 4	4 ≤ C < 5	C ≥ 5

Husky Oil Operations Limited East Station - October 2021 Summary Report



Monthly Update

- *Air monitoring data has been validated. Data may change after validation process.
- *All compliance parameters were within the Saskatchewan Ambient Air Quality Standards.
- *All compliance parameters were 100% operational.