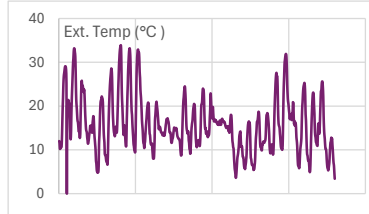
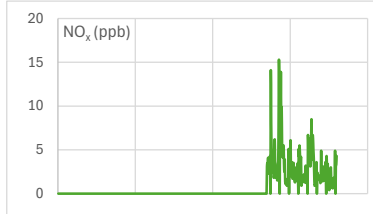
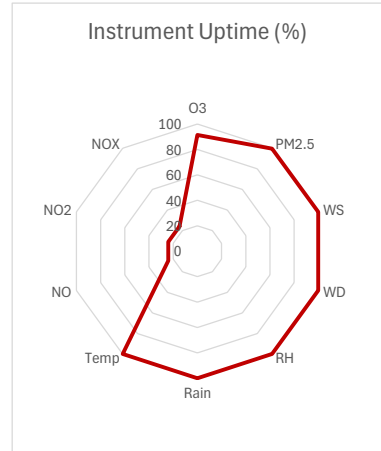
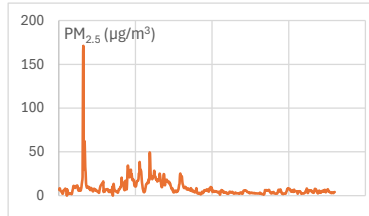
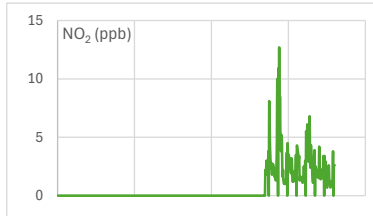
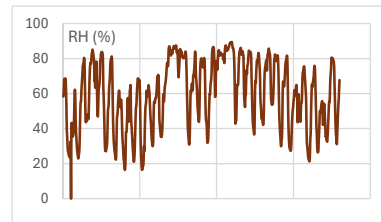
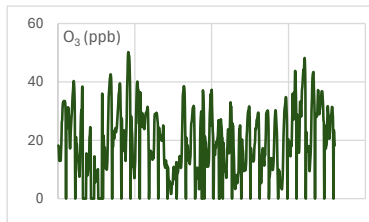
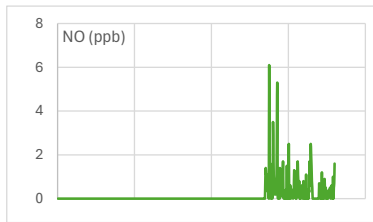
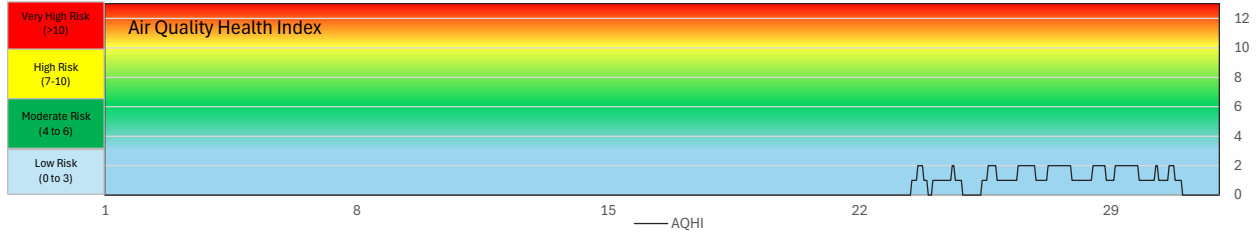


# WYAMZ Clavet Station - September 2024 Summary Report

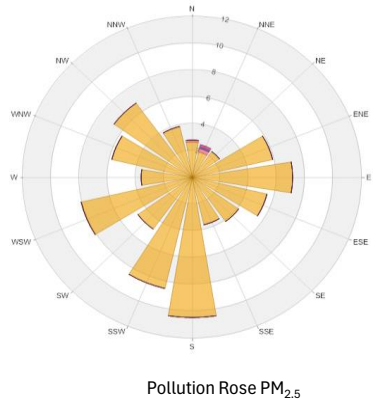
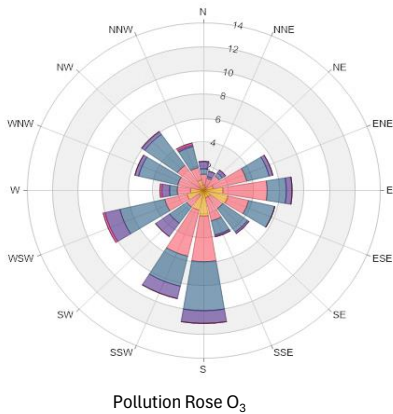
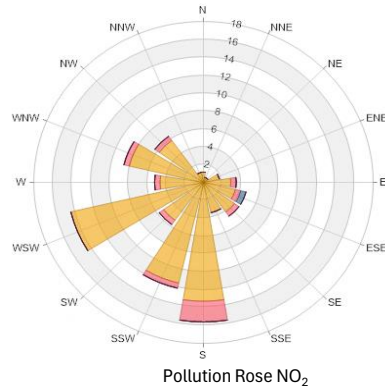
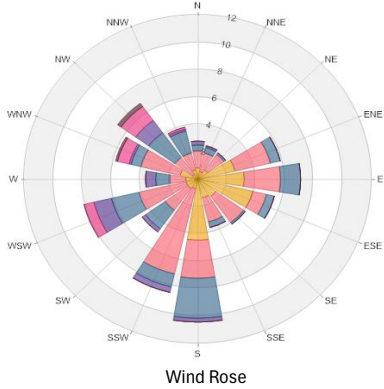
Pollutants		Month Records		24 Hour Records				1 Hour Records			
Name	Unit	Average Concentration	Uptime	Maximum		SAAQS Objective	Exceed Days	Maximum		SAAQS Objective	Exceed Hours
				Conc.	Date			Conc.	Date and Time		
NO	ppb	0.5	24.0%	1.06	24-Sep	-	-	6.1	9/23/2024 10:00 PM	-	-
NO <sub>2</sub>	ppb	2.7	24.0%	3.94	24-Sep	106	0	12.7	9/25/2024 12:00 AM	159	0
NO <sub>x</sub>	ppb	3.2	24.0%	4.99	24-Sep	-	-	15.3	9/24/2024 7:00 PM	-	-
O <sub>3</sub>	ppb	21.7	91.4%	31.89	27-Sep	-	-	50.2	9/8/2024 3:00 PM	82	0
PM <sub>2.5</sub>	µg/m <sup>3</sup>	8.4	99.7%	29.35	3-Sep	28	1	171.1	9/3/2024 4:00 PM	-	-

SAAQS: Saskatchewan Ambient Air Quality Standards



Exceedance Summary										
24-hour Exceedance Information			Summary of other Parameters during Exceedance							
Pollutant	Date	Conc.	WS	WD	Precip.	NO	NO <sub>2</sub>	NO <sub>x</sub>	O <sub>3</sub>	PM <sub>2.5</sub>
PM <sub>2.5</sub>	3-Sep	29.35	1.56	88.55	0.00	<Samp	<Samp	<Samp	<Samp	29.35

# WYAMZ Clavet Station - September 2024 Summary Report



Parameters	Unit	Color Code for Wind Speed and Pollutant Conc. Class						
Wind Speed	m/s	0.5 - 1.2	1.2 - 2.4	2.4 - 3.6	3.6 - 4.8	4.8 - 6.0	> 6.0	
NO <sub>2</sub>	ppb	0.0-C-4.0	4.0-C-8.0	8.0-C-12.0	12.0-C-16.0	16.0-C-20.0	> 20	
O <sub>3</sub>	ppb	0.0-C-12.0	12.0-C-24.0	24.0-C-36.0	36.0-C-48.0	48.0-C-60.0	> 60	
PM <sub>2.5</sub>	µg/m <sup>3</sup>	0.0-C-35.0	35.0-C-70.0	70.0-C-105.0	105.0-C-140.0	140.0-C-175.0	> 175	

## Monthly Update

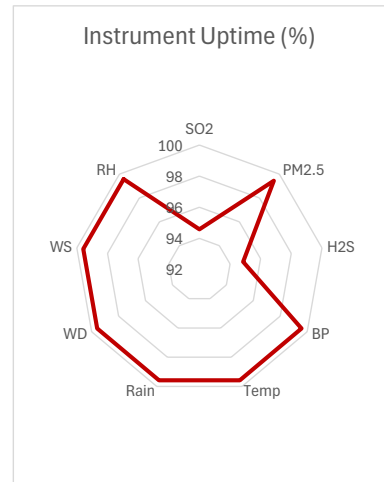
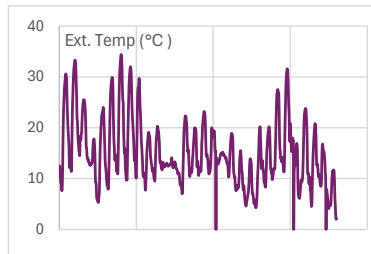
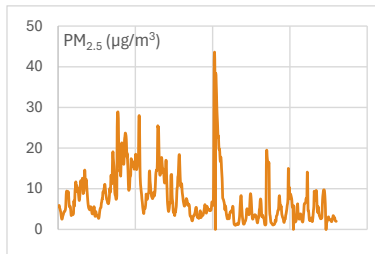
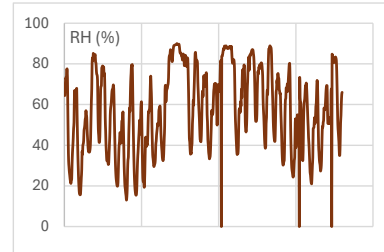
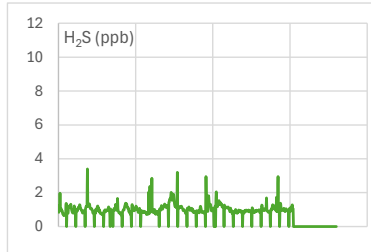
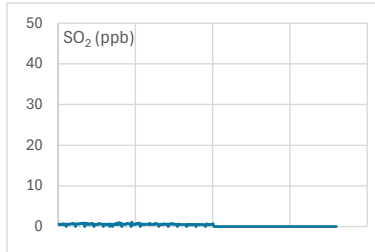
- \* All data has been zero drift and baseline corrected, if any. Data may change after final validation process.
- \* All compliance parameters were within the Saskatchewan Ambient Air Quality Standards, with the exception of one 24 hour PM<sub>2.5</sub> exceedance.
- \* All compliance parameters were more than 90% operational for the month, except for the NO/NO<sub>2</sub>/NO<sub>x</sub> analyzer.
- \* 547 hours of data flagged as "maintenance" for NO/NO<sub>2</sub>/NO<sub>x</sub> due to the analyzer being removed from service on July 18.
- \* SLR reinstalled the NO/NO<sub>2</sub>/NO<sub>x</sub> analyzer during a site visit on September 5, 2024. However, the analyzer did not start polling data until September 23, 2024.
- \* O<sub>3</sub> analyzer calibration was performed on September 16, 2024, and the NO/NO<sub>2</sub>/NO<sub>x</sub> analyzer calibration on September 18, 2024. The PM<sub>2.5</sub> monitor calibration was not completed due to a leak in the air flow system. Data related to PM<sub>2.5</sub> is being further evaluated.



## WYAMZ Kerrobert Station - September 2024 Summary Report

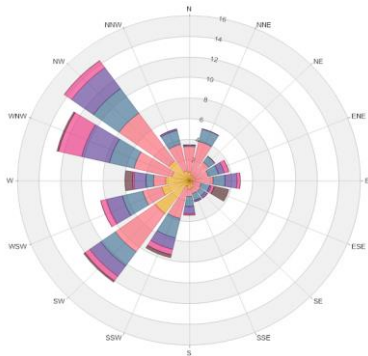
Pollutants		Month Records		24 Hour Records				1 Hour Records			
Name	Unit	Average Concentration	Uptime	Maximum		SAAQS Objective	Exceed Days	Maximum		SAAQS Objective	Exceed Hours
				Conc.	Date			Conc.	Date and Time		
SO <sub>2</sub>	ppb	0.3	94.6%	0.69	3-Sep	48	0	1.1	08/09/2024 23:00	172	0
H <sub>2</sub> S	ppb	0.9	94.9%	1.54	13-Sep	3.6	0	3.4	04/09/2024 03:00	11	0
PM <sub>2.5</sub>	µg/m <sup>3</sup>	7.8	99.4%	17.22	18-Sep	28	0	43.6	17/09/2024 21:00	-	-

SAAQS: Saskatchewan Ambient Air Quality Standards

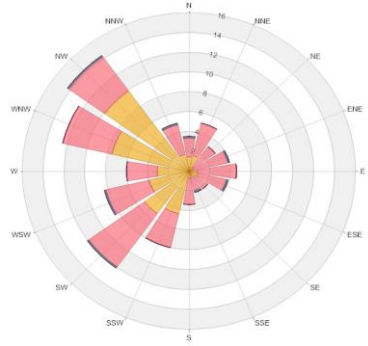


Exceedance Summary									
24-hour Exceedance Information				Summary of other Parameters during Exceedance					
Pollutant	Date	Conc.		WS	WD	Precip.	SO <sub>2</sub>	H <sub>2</sub> S	PM <sub>2.5</sub>

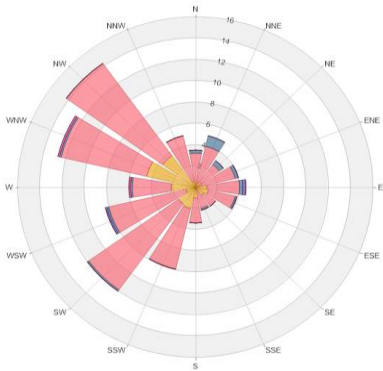
# WYAMZ Kerrobert Station - September 2024 Summary Report



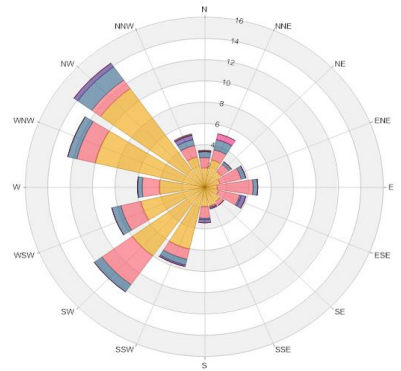
Wind Rose



Pollution Rose SO<sub>2</sub>



Pollution Rose H<sub>2</sub>S



Pollution Rose PM<sub>2.5</sub>

Parameters	Unit	Color Code for Wind Speed and Pollutant Conc. Class						
Wind Speed	m/s	0.5 - 1.2	1.2 - 2.4	2.4 - 3.6	3.6 - 4.8	4.8 - 6.0	> 6.0	
SO <sub>2</sub>	ppb	0.0-C-0.4	0.4-C-0.8	0.8-C-1.2	1.2-C-1.6	1.6-C-2.0	C > 2.0	
H <sub>2</sub> S	ppb	0.0-C-0.8	0.8-C-1.6	1.6-C-2.4	2.4-C-3.2	3.2-C-4.0	C > 4.0	
PM <sub>2.5</sub>	µg/m <sup>3</sup>	0.0-C-8.0	8.0-C-16.0	16.0-C-24.0	24.0-C-32.0	32.0-C-40.0	C > 40.0	

## Monthly Update

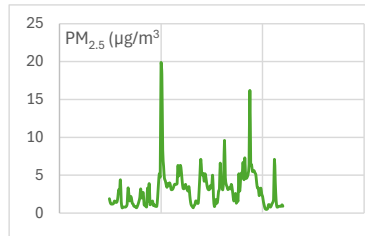
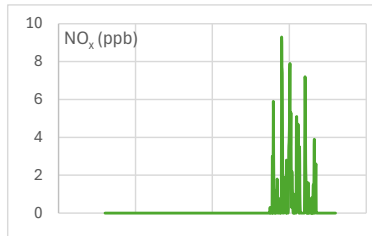
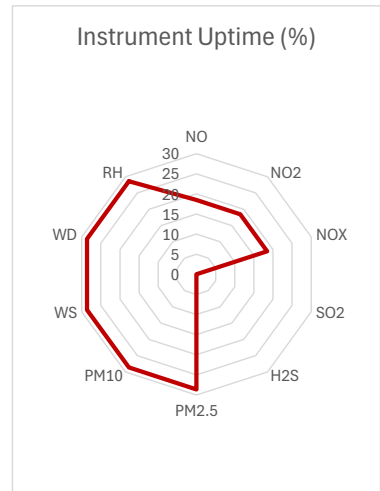
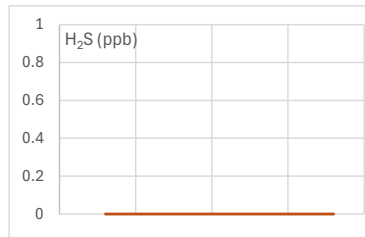
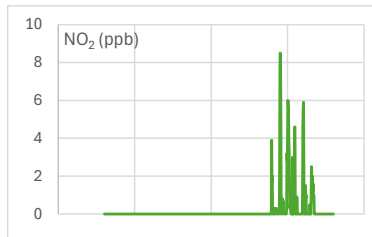
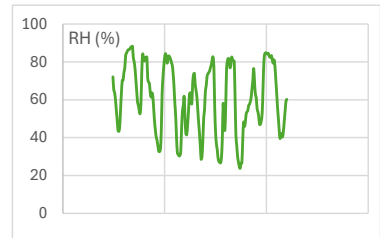
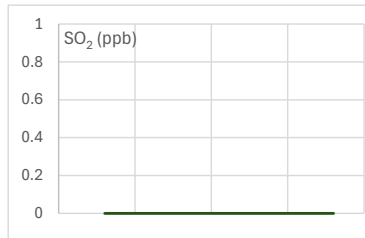
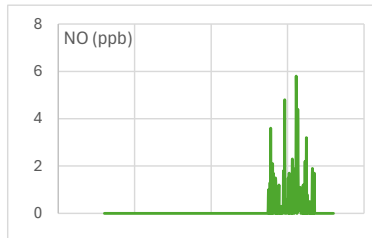
- \* All data has been zero drift, and baseline corrected, if any. Data may change after final validation process.
- \* All compliance parameters were within the Saskatchewan Ambient Air Quality Standards.
- \* All compliance parameters were more than 90% operational for the month.
- \* 1-39 hours of data flagged as "analyzer malfunctioning" for all analyzers due to missing and flatlined data.
- \* All instruments were checked and calibrated on September 26, 2024.



# WYAMZ Maidstone Station - September 2024 Summary Report

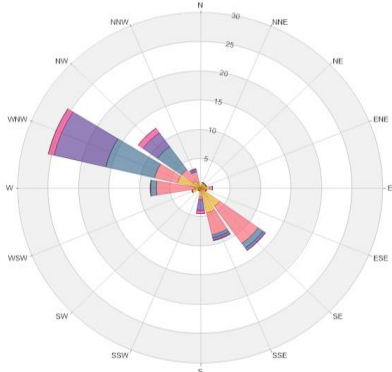
Pollutants		Month Records		24 Hour Records				1 Hour Records			
Name	Unit	Average Concentration	Uptime	Maximum		SAAQS Objective	Exceed Days	Maximum		SAAQS Objective	Exceed Hours
				Conc.	Date			Conc.	Date and Time		
NO	ppb	0.7	18.5%	1.17	26-Sep	-	-	5.8	26/09/2024 03:00	-	-
NO <sub>2</sub>	ppb	1	18.5%	2.00	25-Sep	106	0	8.5	24/09/2024 01:00	159	0
NO <sub>x</sub>	ppb	1.3	18.5%	2.22	25-Sep	-	-	9.3	23/09/2024 24:00	-	-
SO <sub>2</sub>	ppb	No Data	0.0%	0.00	-	48	0	No Data	0	172	0
H <sub>2</sub> S	ppb	No Data	0.0%	0.00	-	3.6	0	No Data	0	11	0
PM <sub>2.5</sub>	µg/m <sup>3</sup>	3.1	28.6%	5.16	29-Sep	28	0	19.7	24/09/2024 24:00	-	-

SAAQS: Saskatchewan Ambient Air Quality Standards

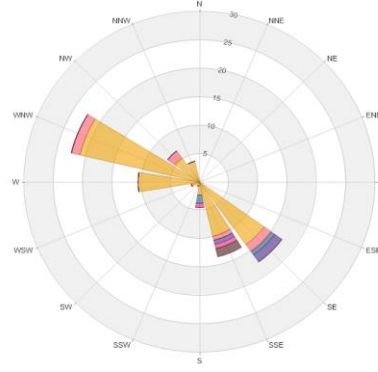


Exceedance Summary											
24-hour Exceedance Information				Summary of other Parameters during Exceedance							
Pollutant	Date	Conc.		WS	WD	Precip.	NO	NO <sub>2</sub>	NOx	SO <sub>2</sub>	PM <sub>2.5</sub>

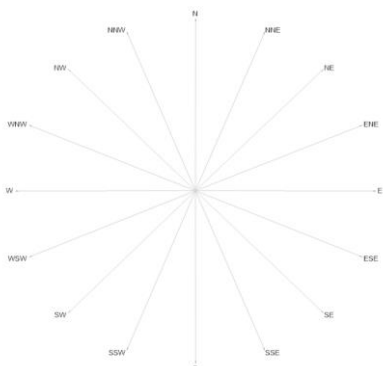
# WYAMZ Maidstone Station - September 2024 Summary Report



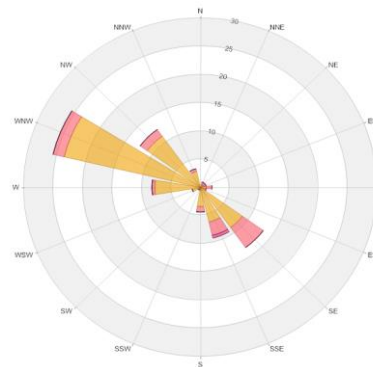
Wind Rose



Pollution Rose NO<sub>2</sub>



Pollution Rose H<sub>2</sub>S/SO<sub>2</sub>



Pollution Rose PM<sub>2.5</sub>

Parameters	Unit	Color Code for Wind Speed and Pollutant Conc. Class						
Wind Speed	m/s	0.5 - 1.2	1.2 - 2.4	2.4 - 3.6	3.6 - 4.8	4.8 - 6.0	WS > 6.0	
NO <sub>2</sub>	ppb	0.0-C-1.2	1.2-C-2.4	2.4-C-3.6	3.6-C-4.8	4.8-C-6.0	C > 6.0	
SO <sub>2</sub>	ppb	0.0-C-0.4	0.4-C-0.8	0.8-C-1.2	1.2-C-1.6	1.6-C-2.0	C > 2.0	
H <sub>2</sub> S	ppb	0.0-C-0.8	0.8-C-1.6	1.6-C-2.4	2.4-C-3.2	3.2-C-4.0	C > 4.0	
PM <sub>2.5</sub>	µg/m <sup>3</sup>	0.0-C-4.0	4.0-C-8.0	8.0-C-12.0	12.0-C-16.0	16.0-C-20.0	C > 20.0	

\* All data has been zero drift, and baseline corrected, if any. Data may change after final validation process.

\* All compliance parameters were within the Saskatchewan Ambient Air Quality Standards.

\* All compliance parameters were less than 90% operational for the month, due to power issues at the station.

\* H<sub>2</sub>S/ SO<sub>2</sub> analyzer was removed from service. The date of the analyzer removal and current status of the analyzer is unknown.

\* The station was down for most of the month due to power issues. Power issues were corrected during a site visit by SLR on September 5, 2024.

\* NO/NO<sub>2</sub>/NO<sub>x</sub> analyzer and PM<sub>2.5</sub> monitor calibrations were performed on September 5, 2024.

\* The station went offline on September 6, 2024, due to the power breaker tripping.

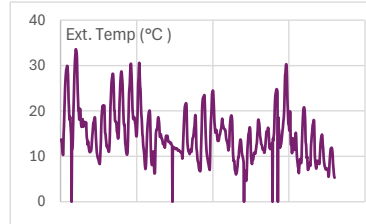
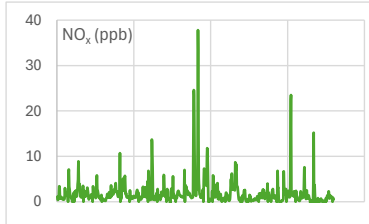
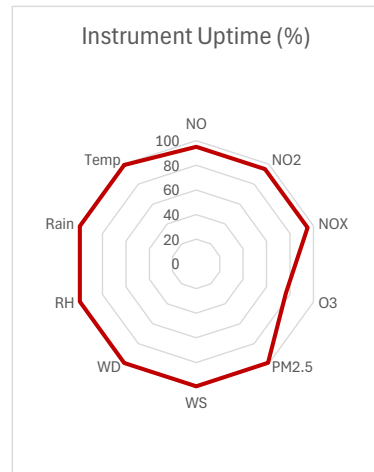
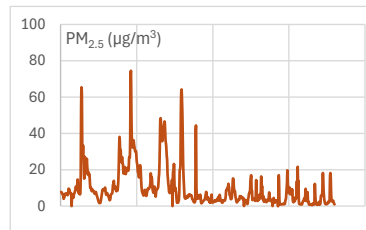
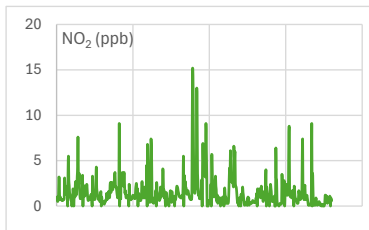
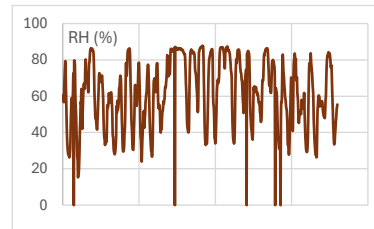
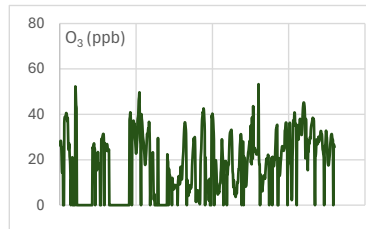
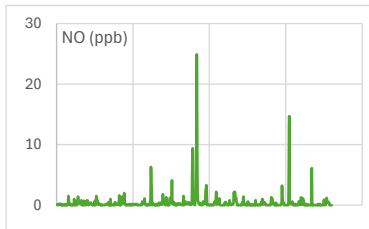
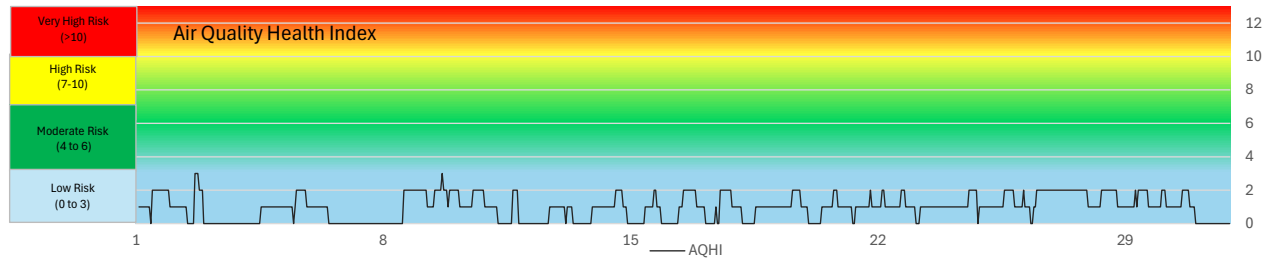
\* The station came back online on September 22, 2024, after SLR site visit.



# WYAMZ Meadow Lake Station - September 2024 Summary Report

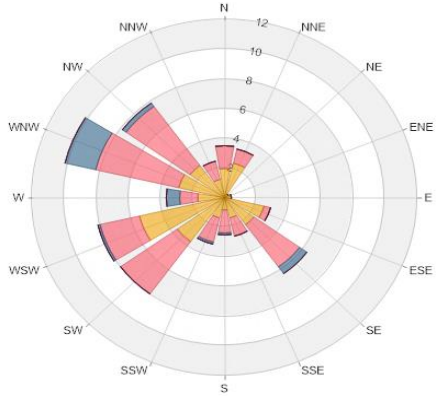
Pollutants		Month Records		24 Hour Records				1 Hour Records			
Name	Unit	Average Concentration	Uptime	Maximum		SAAQS Objective	Exceed Days	Maximum		SAAQS Objective	Exceed Hours
				Conc.	Date			Conc.	Date and Time		
NO	ppb	0.4	95.0%	2.30	16-Sep	-	-	24.9	16/09/2024 07:00	-	-
NO <sub>2</sub>	ppb	1.6	95.0%	3.36	17-Sep	106	0	15.2	15/09/2024 20:00	159	0
NO <sub>x</sub>	ppb	2	95.0%	5.59	16-Sep	-	-	37.8	16/09/2024 07:00	-	-
O <sub>3</sub>	ppb	23	76.5%	35.48	27-Sep	-	-	53.3	22/09/2024 17:00	82	0
PM <sub>2.5</sub>	µg/m <sup>3</sup>	9.9	99.2%	31.21	8-Sep	28	2	74.5	08/09/2024 17:00	-	-

SAAQS: Saskatchewan Ambient Air Quality Standards

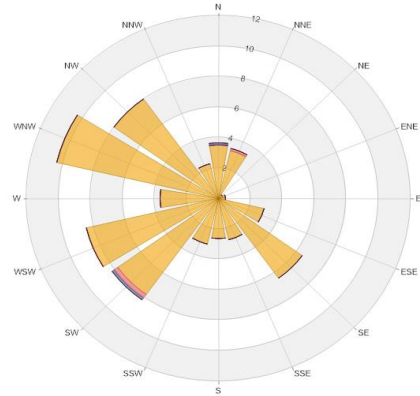


Exceedance Summary										
24-hour Exceedance Information			Summary of other Parameters during Exceedance							
Pollutant	Date	Conc.	WS	WD	Precip.	NO	NO <sub>2</sub>	NO <sub>x</sub>	O <sub>3</sub>	PM <sub>2.5</sub>

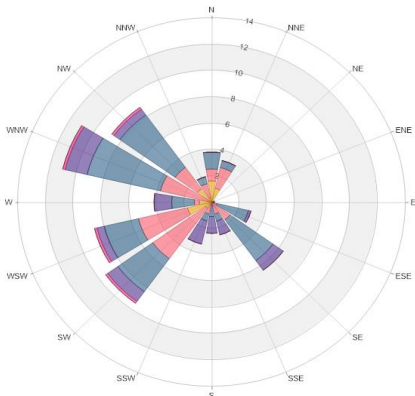
# WYAMZ Meadow Lake Station - September 2024 Summary Report



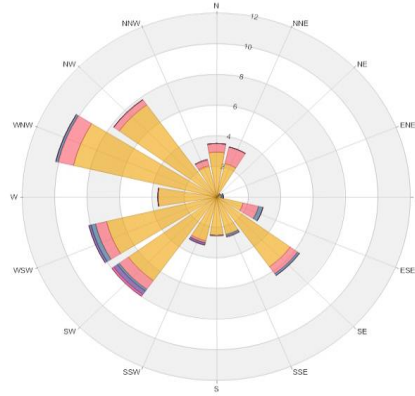
Wind Rose



Pollution Rose NO<sub>2</sub>



Pollution Rose O<sub>3</sub>



Pollution Rose PM<sub>2.5</sub>

Parameters	Unit	Color Code for Wind Speed and Pollutant Conc. Class						
Wind Speed	m/s	0.5 - 1.2	1.2 - 2.4	2.4 - 3.6	3.6 - 4.8	4.8 - 6.0	WS > 6.0	
NO <sub>2</sub>	ppb	0.0-C-4.0	4.0-C-8.0	8.0-C-12.0	12.0-C-16.0	16.0-C-20.0	C > 20	
O <sub>3</sub>	ppb	0.0-C-12.0	12.0-C-24.0	24.0-C-36.0	36.0-C-48.0	48.0-C-60.0	C > 60	
PM <sub>2.5</sub>	µg/m <sup>3</sup>	0.0-C-16.0	16.0-C-32.0	32.0-C-48.0	48.0-C-64.0	64.0-C-80.0	C > 80	

## Monthly Update

- \* All data has been zero drift, and baseline corrected, if any. Data may change after final validation process.
- \* All compliance parameters were within the Saskatchewan Ambient Air Quality Standards.
- \* All compliance parameters were more than 90% operational for the month, except for the O<sub>3</sub> analyzer.
- \* 169 hours of data flagged as "analyzer failure" for O<sub>3</sub> analyzer due to missing and flatlined data.
- \* NO/NO<sub>2</sub>/NO<sub>x</sub> analyzer and PM<sub>2.5</sub> monitor calibration were performed on September 18, 2024. The O<sub>3</sub> analyzer calibration was performed on September 25, 2024.

